



WEARWELL[®]

PREVENT. PERFORM. COMPETE.



Safety and Ergonomics at Every Level

Matting • Flooring • Platforms • Cable Protection

PREVENT.

STOP ACCIDENTS AND INJURIES BEFORE THEY HAPPEN.

PERFORM.

WORK SMARTER, NOT HARDER.

COMPETE.


EVERY ADVANTAGE, EVERY STEP MATTERS.



WEARWELL®

NEW Innovations from WEARWELL

Pg. 6-11
FOUNDATION
MODULAR
PLATFORMS



Pg. 12-15
POWERHOUSE
CABLE
PROTECTION

Pg. 26
24/Seven®
LockSafe®
Grade A



Pg. 30
DIAMOND-PLATE
w/WOW! FINISH

CONTENTS

4	PROVEN COST REDUCTION
5	ROI CALCULATOR
6	WATCH RISK ASSESSMENT
6-11	FOUNDATION PLATFORMS
12-15	POWERHOUSE CABLE PROTECTORS
16-17	VITALITY FLOORING
18-19	ErgoDeck MAX
20-21	ErgoDeck HEAVY DUTY
22-23	ErgoDeck GENERAL PURPOSE
24-25	24/SEVEN® LOCKSAFE® FLOORING
26-27	GRADE A
28-30	DIAMOND-PLATE MATTING
31	WELDING MATS
32-33	SWITCH BOARD
34	ANTI-FATIGUE ESD
35	24/SEVEN® LOCKSAFE® ESD
36-39	TILE-TOP MATTING
40-41	INDEX & PRODUCT SPECIFICATIONS

ABBREVIATIONS

D-P: Diamond-Plate
HD: Heavy Duty
GR: Grease Resistant

GP: General Purpose
NBR: Nitrile Rubber
w/GS: with GRITSHIELD™

With Borders

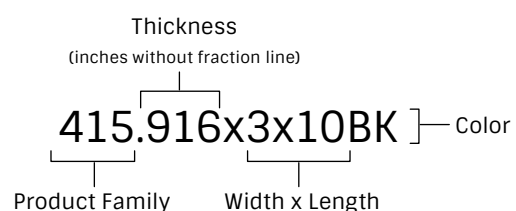
BYL black w/yellow
CHV black w/chevron

Color Chart

BK black	TC terracotta
BL blue	WH white
CH charcoal	YL yellow
GY gray	GN green
OR orange	
RD red	

Easy To Understand Part Numbers

Part numbers are divided into four sections. The first is the code for the product family; the second is the thickness of the product; the third describes width and length; and the code at the end indicates unique characteristics (when applicable) and color.



Proven Cost Reduction

Anti-fatigue Matting

Reduces Costs And Increases Worker Productivity.

Before Installation


Surface: Concrete
Injury Rate **>3** per month
Absent Rate **>5.2%**

After Installation

Surface: Anti-Fatigue Mat
Injury Rate **<1** per month
Absent Rate **4%**

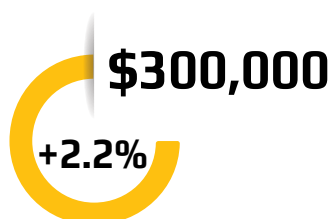
Improvement With Mats

Injury Reduced **70%**
Absenteeism Reduced **23%**



COST SAVINGS RELATED TO THE INSTALLATION OF ANTI-FATIGUE MATS

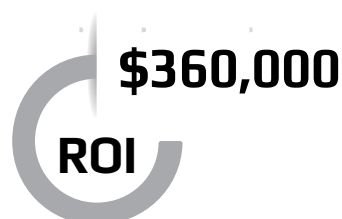
Productivity



Insurance Premium Reduction



Total Cost Savings



One Year Study

Matting isn't a cost. It's an investment.

5 simple questions reveal how much money you can save!

ROI

Created for you by

WEARWELL

PREVENT. PERFORM. COMPETE.

**JOIN FORCES WITH
US AND FIGHT THE
STATISTICS!**

\$13.5 BILLION
the national total of
workers compensation
claims for same-level falls

42% INCREASE
in workers' compensation
costs for slips and falls
over the past 11 years

\$41,531
the average cost of a
single slip and fall claim

* Source: National Safety
Council Injury Facts

**ROI/Cost Savings Analysis for ABC,
Inc**

Assessment No. 1719

Thank you for requesting your custom ROI report. We have helped many facilities like yours find solutions to reduce absenteeism resulting in improved productivity, safety and morale.

Below are the results based upon the data you provided. If you need any additional information, please do not hesitate to contact us.

Number of standing workers: **150**

Average % of absenteeism (National Industry Average is 3%): **3**

Average hourly pay rate: **\$18**

Number of shifts: **1**

Primary issues: **Slips and falls Workforce fatigue**

Budget or estimated spend on matting: **I don't know. Calculate the national average of \$100 per standing worker.**

If we can show a positive return, when would you like us to follow up?: **2-3 weeks**

We assume we will help reduce the number of injuries by 1 every four years per 100 employees AND that we can help improve absenteeism by 5%.
Based on **150** standing workers, your current absenteeism of **3%**, your average hourly rate of **\$18**, and statistical data from the National Safety Council - a **\$15,000** investment returns **216%** year 1, **531%** year 2 and **847%** year 3.

	Year 1	Year 2	Year 3	Total
Investment in Wearwell Product	\$ 15,000			\$ 15,000
Average Total Cost of Injury	\$ 103,828	\$ 103,828	\$ 103,828	\$ 311,483
Cost of Absenteeism	\$ 168,480	\$ 168,480	\$ 168,480	\$ 505,440
Annual Injury Savings	\$ 38,935	\$ 38,935	\$ 38,935	\$ 116,806
Annual Absenteeism Savings	\$ 8,424	\$ 8,424	\$ 8,424	\$ 25,272
Grand Total Savings per Year	\$ 47,359	\$ 47,359	\$ 47,359	\$ 142,078
ROI - Cumulative	216%	531%	847%	847%
Payback period in years - Cumulative	0.32%	0.16%	0.11%	


Our one of a kind ROI report delivers a customized report based on your unique operations. Let us show you how much Wearwell matting and flooring can save you, and how quickly you can see a return on the investment.

Why wait? Calculate yours today at wearwell.com/roicalculator or contact your local representative at wearwell.com/relocator.



SCAN ME
[Wearwell.com/roicalculator](https://wearwell.com/roicalculator)

THE FOUNDATION PLATFORM SYSTEM



PLATFORM HEIGHTS AVAILABLE FROM 10 CM -30CM. ASK ABOUT CUSTOMIZATION OPTIONS.


FOUNDATION RAILS

Available in Standard & Custom Sizes



FOUNDATION RAMPS

Available in Standard & Custom Sizes



FOUNDATION PLATFORMS

Ergonomics is all about fitting your workspace to your workforce. Reaching up, over or down takes a toll on the health of your team and the efficiency of your operation. Putting your team at the proper elevation to the task at hand is critical. Foundation provides all the stability of traditional platforms, but at the fraction of the costs.

FOUNDATION TILES

More than just rugged good looks - they provide undeniable traction! Sure-footed employees make for a safer, more productive team.


DIAMOND-PLATE



SMOOTH



OPEN





NEW

What are FOUNDATION® Platforms?

FOUNDATION® is a modular work platform system that's customizable, reconfigurable and affordable. Gone are the days of expensive, labor intensive work platforms that can't conform as needs change.

Is FOUNDATION® tough enough?

FOUNDATION® is a light-weight but heavy-duty work platform. The solid aluminum frame is designed to withstand MUCH greater stresses than are ever required for a work platform. Each 46 cm x 46 cm tile boasts a 181 kg load rating with a built-in safety factor of 3:1. A tile will not fail until the load approaches 544 kg. Again, far exceeding the normal expectations of a work platform design. This unique system beats expensive fabricated systems that use wood, steel or other materials.

Is FOUNDATION® just for elevation?

FOUNDATION® is offered in a variety of tiles, each designed to meet the unique demands of your environment. Whether it's slip prevention, drainage, or simply elevation, FOUNDATION has you covered! Need to add an anti-fatigue mat for additional comfort? We have a tile for that, too.

How easy is FOUNDATION® Installation?

The FOUNDATION® system is installed in a snap. No major tools are required. Simply lay out the frame, slide in the cross bars and snap in the tiles.

FOUNDATION® KITS

FOUNDATION MODULAR WORK PLATFORMS RAISE EMPLOYEES TO THE PROPER HEIGHT FOR SAFETY AND PERFORMANCE. AVAILABLE IN STANDARD AND CUSTOM HEIGHTS AND STYLES.

FP1

Smooth Platform Kits

FOUNDATION Smooth platform kits feature a lightly textured surface, these tiles are ideal for both cart and foot traffic. This style provides an ideal base for anti-fatigue matting.

FP1 - 46 cm Wide Smooth FOUNDATION® Platform Kits

	46 cm Length	91 cm Length	137 cm Length	182 cm Length
10 cm Height	FP1x4x18x18BK	FP1x4x18x36BK	FP1x4x18x54BK	FP1x4x18x72BK
20 cm Height	FP1x8x18x18BK	FP1x8x18x36BK	FP1x8x18x54BK	FP1x8x18x72BK
30 cm Height	FP1x12x18x18BK	FP1x12x18x36BK	FP1x12x18x54BK	FP1x12x18x72BK



20 cm height, 46 cm wide



SPECIFICATIONS

Compound: Aluminum Frame
Tiles: Polypropylene
Warranty: 1 year

FP1 - 91 cm Wide Smooth FOUNDATION® Platform Kits

	46 cm Length	91 cm Length	137 cm Length	182 cm Length
10 cm Height	FP1x4x36x18BK	FP1x4x36x36BK	FP1x4x36x54BK	FP1x4x36x72BK
20 cm Height	FP1x8x36x18BK	FP1x8x36x36BK	FP1x8x36x54BK	FP1x8x36x72BK
30 cm Height	FP1x12x36x18BK	FP1x12x36x36BK	FP1x12x36x54BK	FP1x12x36x72BK



20 cm height, 91 cm wide

FP2

Open Platform Kits

FOUNDATION Open surface allows free passage of fluids, debris and airflow. It not only provides elevation, it also provides additional traction in slippery areas.

FP2 - 46 cm Wide Open FOUNDATION® Platform Kits

	46 cm Length	91 cm Length	137 cm Length	182 cm Length
10 cm Height	FP2x4x18x18BK	FP2x4x18x36BK	FP2x4x18x54BK	FP2x4x18x72BK
20 cm Height	FP2x8x18x18BK	FP2x8x18x36BK	FP2x8x18x54BK	FP2x8x18x72BK
30 cm Height	FP2x12x18x18BK	FP2x12x18x36BK	FP2x12x18x54BK	FP2x12x18x72BK



20 cm height, 46 cm wide



SPECIFICATIONS

Compound: Aluminum Frame
Tiles: Polypropylene
Warranty: 1 year

FP2 - 91 cm Wide Open FOUNDATION® Platform Kits

	46 cm Length	91 cm Length	137 cm Length	182 cm Length
10 cm Height	FP2x4x36x18BK	FP2x4x36x36BK	FP2x4x36x54BK	FP2x4x36x72BK
20 cm Height	FP2x8x36x18BK	FP2x8x36x36BK	FP2x8x36x54BK	FP2x8x36x72BK
30 cm Height	FP2x12x36x18BK	FP2x12x36x36BK	FP2x12x36x54BK	FP2x12x36x72BK



20 cm height, 91 cm wide



FP3

Diamond-Plate Platform Kits


FOUNDATION Diamond-Plate tiles offer more than rugged good looks - they provide undeniable traction! Sure-footed employees make for a safer, more productive team.

	FP1 - 46 cm Wide Diamond-Plate FOUNDATION® Platform Kits			
	46 cm Length	91 cm Length	137 cm Length	182 cm Length
10 cm Height	FP3x4x18x18BK	FP3x4x18x36BK	FP3x4x18x54BK	FP3x4x18x72BK
20 cm Height	FP3x8x18x18BK	FP3x8x18x36BK	FP3x8x18x54BK	FP3x8x18x72BK
30 cm Height	FP3x12x18x18BK	FP3x12x18x36BK	FP3x12x18x54BK	FP3x12x18x72BK

	FP1 - 91 cm Wide Diamond-Plate FOUNDATION® Platform Kits			
	46 cm Length	91 cm Length	137 cm Length	182 cm Length
10 cm Height	FP3x4x36x18BK	FP3x4x36x36BK	FP3x4x36x54BK	FP3x4x36x72BK
20 cm Height	FP3x8x36x18BK	FP3x8x36x36BK	FP3x8x36x54BK	FP3x8x36x72BK
30 cm Height	FP3x12x36x18BK	FP3x12x36x36BK	FP3x12x36x54BK	FP3x12x36x72BK



20 cm height, 46 cm wide



20 cm height, 91 cm wide



SPECIFICATIONS

Compound: Aluminum Frame

Tiles: Polypropylene

Warranty: 1 year



FOUNDATION[®] TILES

CHOOSE FROM A VARIETY OF STYLES TO MEET YOUR DEMANDS. LIGHT-WEIGHT BUT HEAVY-DUTY, EACH TILE BOASTS A 181 KG WEIGHT LOAD.



F01/F02/F03

FOUNDATION TILES

These 46 cm x 46 cm tiles are for use with the FOUNDATION modular platform system. Quickly build and install FOUNDATION in a fraction of the time of traditional platforms.

Each FOUNDATION boasts a load rating of 181 kg and is manufactured of 100% recycled polypropylene to stand up to a wide range of chemicals.

Available in 3 surface patterns. The Open style provides drainage and features traction points for reliable slip prevention in wet areas. The Smooth version is lightly textured making it ideal for cart traffic and the use of anti-fatigue mats.

SIZE	THICKNESS	COLOR	ITEM NUMBER
46 cm x 46 cm	7 cm	BK	F01.18x18BK
46 cm x 46 cm	7 cm	BK	F01.18x18BK-CS4
46 cm x 46 cm	7 cm	BK	F02.18x18BK
46 cm x 46 cm	7 cm	BK	F02.18x18BK-CS4
46 cm x 46 cm	7 cm	BK	F03.18x18BK
46 cm x 46 cm	7 cm	BK	F03.18x18BK-CS4



F01 - SMOOTH



F02 - OPEN



F03 - DIAMOND-PLATE

Each FOUNDATION Tile is created using
100% RECYCLED POLYPROPYLENE



SPECIFICATIONS

Compound: Aluminum Frame

Tiles: Polypropylene

Warranty: 1 year




F1.R

FOUNDATION RAMPS


FOUNDATION Ramps create a smooth transition on and off FOUNDATION work platforms. 36 cm Wide ramp sections are placed at the end of the platform, locking in safely and securely. Made from heavy duty aluminum, 3 standard FOUNDATION ramps are available for platform heights from 10 cm-30 cm. GripSafe Tape is available for added traction.

- 91 cm Wide
- 3 sizes to account for different height platforms:
- F1.R4-6x36.AL for 10-15 cm platforms, Ramp is 46 cm L x 91 cm W
- F1.R6-10x36.AL for 15-25 cm platforms, Ramp is 91 cm L x 91 cm W
- F1.R10-12x36.AL for 25-30cm platforms, Ramp is 107 cm L x 91 cm W
- Approximately 12-16 degree slope for safe transition from floor to platform
- Heavy duty Aluminum build

10 cm-15 cm RAMP



15 cm-25 cm RAMP



25 cm- 30 cm RAMP



FOUNDATION RAMPS®

PLATFORM HEIGHT	DIMENSIONS	COLOR	ITEM NUMBER
10 cm - 15 cm	46 cm x 91 cm	Aluminum	F1.R4-6x36.AL
15 cm - 25 cm	107 cm x 91 cm	Aluminum	F1.R6-10x36.AL
25 cm-30 cm	107 cm x 91 cm	Aluminum	F1.R10-12x36.AL



GRIP SAFE

050

10 cm x 14m

GIVE YOUR RAMPS MORE TRACTION!

This adhesive strip is a convenient way to add traction to existing interior ramps, ladders and walkways. It readily adheres to concrete, metal and wood.

[Wearwell.com/FOUNDATION](https://www.wearwell.com/FOUNDATION)



HEAVY DUTY



up to
20,000 lbs
per tire*

MAX LOAD CAPACITY	Up to 20,000 lbs per tire
MAX CABLE DIAMETER	Holds a maximum of 2.25"(5.7cm) cable diameter
CHANNEL TYPE	Available in 3 or 5 channel
AVAILABLE TURNS	Optional 22.5° left and right turns
LID TYPE	Standard

AVAILABLE PARTS:



STRAIGHT




LEFT TURN



RIGHT TURN

MEDIUM DUTY



10,000 lbs
per tire*


MAX LOAD CAPACITY	10,000 lbs per tire
MAX CABLE DIAMETER	Holds a maximum of 1.25"(3cm) cable diameter
CHANNEL TYPE	Available in 5 channel only
AVAILABLE TURNS	N/A
LID TYPE	Lid-Lock safety lid

AVAILABLE PARTS:



STRAIGHT

GENERAL PURPOSE



10,000 lbs
per tire*

MAX LOAD CAPACITY	10,000 lbs per tire
MAX CABLE DIAMETER	Holds a maximum of 1.5"(3.8cm) cable diameter
CHANNEL TYPE	Available in 5 channel only
AVAILABLE TURNS	Optional 22.5° left and right turns
LID TYPE	Lid-Lock safety lid

AVAILABLE PARTS:



STRAIGHT



LEFT TURN



RIGHT TURN

*Load rating based on typical Semi-truck tire with a diameter of 40" and a width of 10.7". Load capacity will decrease as a tire diameter or width decrease.

POWERHOUSE™

NEW

PNEUMATICS, HYDRAULICS AND ELECTRICITY ARE THE POWERS THAT DRIVE YOUR BUSINESS. INSIDE OR OUT, CHOOSE THE POWERHOUSE CABLE PROTECTION SYSTEM.

MEDIUM DUTY

5 Channel - Straight

The 5 Channel Medium Duty POWERHOUSE provides protection for straight runs of cables and hoses. It features a locking lid and a load capacity of 4500 kg per tire.

5 Channel Medium Duty Cable Protector					
SIZE	HEIGHT	CABLE SIZE (OD)	COLOR	PSL (PER TIRE)	ITEM NUMBER
49 cm x 91 cm	5 cm	3 cm	BYL	4500 kg	PWR.5CHAN.MD.BYL



SPECIFICATIONS

Compound: TPU and PE
Turns: Not Available

Warranty: 3 year indoor/ 1 year outdoor

GENERAL PURPOSE

5 Channel - Straight

The 5 Channel General Purpose POWERHOUSE provides protection for straight runs or turns of cables and hoses. It features a locking lid and a load capacity of 4500 kg per tire.

5 Channel General Purpose Cable Protector					
SIZE	HEIGHT	CABLE SIZE (OD)	COLOR	PSL (PER TIRE)	ITEM NUMBER
49 cm x 91 cm	5 cm	3.8 cm	BYL	4500 kg	PWR.5CHAN.GP.BYL



SPECIFICATIONS

Compound: TPU and PE
Turns: Optional 50 cm x 30 cm Left and Right turns

Warranty: 3 year indoor/ 1 year outdoor

POWERHOUSE™ NEW

PNEUMATICS, HYDRAULICS AND ELECTRICITY ARE THE POWERS THAT DRIVE YOUR BUSINESS. INSIDE OR OUT, HOLD THE LINE WITH THE POWERHOUSE CABLE PROTECTION SYSTEM.



HEAVY DUTY

3 Channel - Straight

The 3 Channel Heavy Duty POWERHOUSE features larger channels to protect thicker cables without increasing overall size. This style has a load of 6350 kg per tire.

3 Channel Heavy Duty Cable Protector					
SIZE	HEIGHT	CABLE SIZE (OD)	COLOR	PSL (PER TIRE)	ITEM NUMBER
50 cm x 91 cm	7.5 cm	5.7 cm	BYL	6350 kg	PWR.3CHAN.HD.BYL



SPECIFICATIONS

Compound: TPU and PE

Turns: Optional 50 cm x 30 cm Left and Right turns

Warranty: 3 year indoor/ 1 year outdoor




HEAVY DUTY

3 Channel- Turn

Your hoses and cables don't always run in one direction. 3 channel turns are available in 22.5° left and right turns to avoid costly kinks to hoses and cords.

3 Channel Heavy Duty Cable Protector					
SIZE	HEIGHT	CABLE SIZE (OD)	COLOR	PSL (PER TIRE)	ITEM NUMBER
50 cm x 30 cm	7.5 cm	5.7 cm	BYL	6350 kg	PWR.5CH.HD.LC.BYL
50 cm x 30 cm	7.5 cm	5.7 cm	BYL	6350 kg	PWR.5CH.HD.RC.BYL



SPECIFICATIONS

Compound: TPU and PE

Warranty: 3 year indoor/ 1 year outdoor



HEAVY DUTY

5 Channel - Straight

With capacity loads of 9000 kg per tire, you can count on the heavy duty 5 channel cable protector to protect multiple cords and hoses. With optional left and right turning capabilities, the Heavy Duty POWERHOUSE offers protection in different directions.

5 Channel Heavy Duty Cable Protector					
SIZE	HEIGHT	CABLE SIZE (OD)	COLOR	PSL (PER TIRE)	ITEM NUMBER
50 cm x 91 cm	5.7 cm	3.8 cm	BYL	9000 kg	PWR.5CHAN.HD.BYL



SPECIFICATIONS

Compound: TPU and PE
Turns: Optional 50 cm x 30 cm Left and Right turns
Warranty: 3 year indoor/ 1 year outdoor

HEAVY DUTY

5 Channel - Turn

When multiple hoses and cables take a turn, use the 5 channel to protect them from damage and costly replacement.

5 Channel Heavy Duty Cable Protector					
SIZE	HEIGHT	CABLE SIZE (OD)	COLOR	PSL (PER TIRE)	ITEM NUMBER
50 cm x 30 cm	25.7 cm	3.8 cm	BYL	9000 kg	PWR.5CH.HD.LC.BYL
50 cm x 30 cm	5.7 cm	3.8 cm	BYL	9000 kg	PWR.5CH.HD.RC.BYL



SPECIFICATIONS

Compound: TPU and PE
Warranty: 3 year indoor/ 1 year outdoor

[Wearwell.com/POWERHOUSE](https://www.wearwell.com/POWERHOUSE)


Vitality is a quality line of urethane matting and flooring — the undisputed record-holder when it comes to comfort, resilience, and long-term value.
PATENT US D653893

Vitality[®] flooring, runners, and workstation mats will help your team stand stronger, longer. This ultimate product delivers the combination of durability, ergonomics, and awesome good looks! Manufactured from 100% polyurethane, Vitality comes with an unparalleled lifetime-warranty. Simply put, we've engineered it to outlast and outperform any would-be rivals.

502

Flooring

Vitality[®] Flooring features large, 91 cm x 91 cm and 30 cm x 91 cm modules — that interlock on all four sides to customize on-site virtually any flooring configuration. The interlock is incredibly effective and also hidden so the ergonomic floor you've created is seamless and stable underfoot. Having the ability to customize in one-foot increments and finish off with beveled ramps (yellow or black) sets it apart from all other polyurethane "wannabes."




SPECIFICATIONS

Compound: Polyurethane
Edges: Optional 5 cm - Wide Safety Edging
Warranty: Lifetime

502 Vitality [®] Squared			
SIZE	THICKNESS	COLOR	ITEM NUMBER
30 cm x 91 cm	16 mm	BK	502.58x1x3BK
91 cm x 91 cm	16 mm	BK	502.58x3x3BK

UNIVERSAL Vitality [®] RAMPS			
SIZE	THICKNESS	COLOR	ITEM NUMBER
5 cm x 96 cm	16 mm	BK, YL	502.58x2x39F
5 cm x 96 cm	16 mm	BK, YL	502.58x2x39M

F: Female connector M: Male connector
Vitality[®] edging is universal to all Vitality[®] tiles



Vitality flooring has 5 cm wide ramps that provide a visual cue and transition for on-off access.

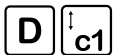


502

Vitality® Runners give you the option to create 61 cm and 91 cm wide runs of ergonomic matting. With a female end and a male end, all that's left is to connect as many centers as you need for your space. The molded-in ramps reduce installation time and costs.

502 Vitality® Squared			
SIZE	THICKNESS	COLOR	ITEM NUMBER
61 cm x 152 cm	16 mm	BK	502.58x2x5CBK
61 cm x 152 cm	16 mm	BK	502.58x2x5EFBK
61 cm x 152 cm	16 mm	BK	502.58x2x5EMBK
91 cm x 152 cm	16 mm	BK	502.58x3x5CBK
91 cm x 152 cm	16 mm	BK	502.58x3x5EFBK
91 cm x 152 cm	16 mm	BK	502.58x3x5EMBK

C: Center
EF: End, Female
EM: End, Male



SPECIFICATIONS

Compound: Polyurethane
Edges: Molded-in Safety Bevel
Warranty: Lifetime

Need a longer runner?

Simply add more 5' center mats for unlimited length!



502

Workstation Mat

Vitality® Workstation Mats provide an out-of-the-box anti-fatigue solution for workers who spend most of their shift standing at one station. Vitality® Workstation Mats feature the same awesome aesthetics as the rest of the Vitality® products, so your facility can look clean and consistent.

502 Vitality® Squared			
SIZE	THICKNESS	COLOR	ITEM NUMBER
61 cm x 91 cm	16 mm	BK	502.58x2x3BK
61 cm x 152 cm	16 mm	BK	502.58x2x5BK
91 cm x 152 cm	16 mm	BK	502.58x3x5BK



SPECIFICATIONS

Compound: Polyurethane
Edges: Molded-in Safety Bevel
Warranty: Lifetime

ERGODECK® MAX FLOORING

ErgoDeck® flooring was engineered with the evolving workplace in mind and can be used to cover large workspaces or custom work cells where traditional matting products fail. Think of ErgoDeck® as the “field conditions” your industrial athletes need to play their best.

PATENT US 8,006,443B2 PATENT US D5210,650S

ErgoDeck® tiles have patented LockSafe® technology, that holds secure but can be taken apart and reconnected on demand. Available in a wide variety of styles, ErgoDeck® MAX is a combination of Nitricell® sponge and silicone-free PVC while other ErgoDeck® Flooring products are made of 100% silicone-free PVC.

The robust 22 mm-thick tiles install quickly with no tools required. Tiles from the different ErgoDeck® models can be combined.

Reduce costs and improve safety! Easily replace single tiles or sections as needed. Reduce slips, trips, falls, and severity of impact. Avoid costly floor repairs, cover cracks that may pose hazards, and improve aesthetics.

598/599/600

MAX

Our greatest innovation to date, combining ErgoDeck with our premium Nitricell® sponge to create ErgoDeck® MAX. ErgoDeck® MAX offers structural support AND impact absorption for healthier and more productive employees, even in multi-shift operations.

ErgoDeck® MAX is best suited for dry environments, including manufacturing, transportation, automotive or fulfillment, anywhere workers stand on hard, cold, unforgiving concrete.

Whether it's assembly lines, CNC workstations or quality control inspection, ErgoDeck® MAX will outperform expectations to reduce safety incidents and absenteeism, resulting in improved morale and productivity.

SIZE	THICKNESS	COLOR	ITEM NUMBER
46 cm x 46 cm	22 mm	CH	598.78x18x18CH-CS10
46 cm x 46 cm	22 mm	BK	598.78x18x18BK-CS10
46 cm x 46 cm	22 mm	CH	599.78x18x18CH-CS10
46 cm x 46 cm	22 mm	BK	599.78x18x18BK-CS10
46 cm x 46 cm	22 mm	CH	600.78x18x18CH-CS10
46 cm x 46 cm	22 mm	BK	600.78x18x18BK-CS10



598



599



600



SPECIFICATIONS

Compound: PVC/Sponge
Edges: Optional 15cm -
Wide Safety Ramps
Warranty: Lifetime



ErgoDeck® MAX carries a
Limited-Lifetime Warranty.



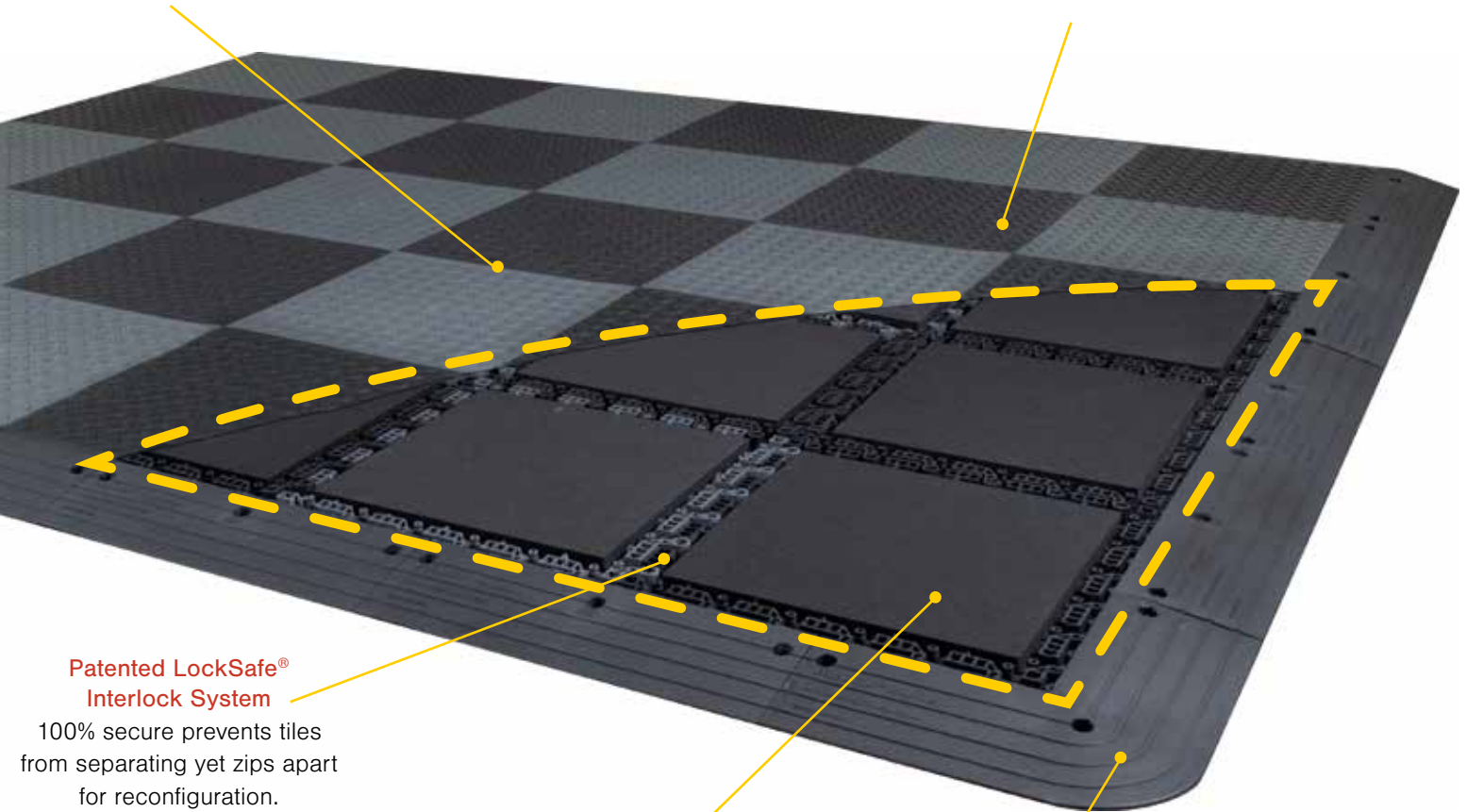
ERGODECK MAX[®]

Easy To Install

Large 46 cm x 46 cm tiles cover large areas quickly.

Flexible PVC FOUNDATION

Provides structural ergonomic support and impact absorption.



Patented LockSafe[®] Interlock System

100% secure prevents tiles from separating yet zips apart for reconfiguration.

Nitricell[®] Premium Sponge Core

Formulated for crush resistance and unmatched performance. Absorbs repeated compression and bounces back to its original form, at a rate that can't be beat by any other sponge in the industry.

Universal Ramps

The 15 cm wide safety ramps work on our entire line of ErgoDeck[®] tiles.

- **Wall-To-Wall ErgoDeck[®]** - All styles of ErgoDeck[®] connect together. So go ahead, mix and match.

- **Value** - Easily replace single tiles or sections as needed. This keeps replacement costs down!

ERGODECK® HEAVY DUTY FLOORING

ErgoDeck® flooring has a patented LockSafe® mechanism guarantees secure connections that can be "zipped" apart when needed. If a tile wears out, simply pop it out and replace it.

PATENT US 8,006,443B2 PATENT US D5210,650S

560/561/562/563/569/591


Heavy Duty

ErgoDeck® Heavy Duty Solid (562) & Diamond-Plate (591) are designed for work areas with heavy foot traffic. The firmer compound supports heavier loads, while the underside box-spring design provides structural support and impact absorption to reduce heel strike, even in multi-shift operations.

ErgoDeck® Heavy Duty Open (560), the perforated design facilitates drainage with 24 mm holes, while the firm structure of the 100% silicone-free PVC compound provides a solid FOUNDATION for carts and workers. GRITSHIELD™ can be added to both the Solid and Open styles for added traction.

ErgoDeck® Smooth™ Heavy Duty (569) Ideal for cart traffic and pivoting, ErgoDeck Smooth™ Heavy Duty is a robust, high performance solution for wheeled traffic that makes moving heavy loads easier than ever! Unlike soft mats that deform under load, ErgoDeck Smooth features a lightly textured surface that is easy to clean but without compromising traction..

Optional 22 cm wide ramps are cart friendly, allowing easy on-off access.



562



591




560



569

SIZE	THICKNESS	COLOR	ITEM NUMBER
560 ErgoDeck® Heavy Duty Open			
46 cm x 46 cm	22 mm	BK	560.78x18x18BK-CS10
561 ErgoDeck® Heavy Duty Open w/GRITSHIELD™			
46 cm x 46 cm	22 mm	BK	561.78x18x18BK-CS10
562 ErgoDeck® Heavy Duty Solid			
46 cm x 46 cm	22 mm	BK	562.78x18x18BK-CS10
563 ErgoDeck® Heavy Duty Solid w/GRITSHIELD™			
46 cm x 46 cm	22 mm	BK	563.78x18x18BK-CS10
569 ErgoDeck® Heavy Duty Smooth™			
46 cm x 46 cm	22 mm	BK	569.78x18x18BK-CS10
46 cm x 46 cm	22 mm	CH	569.78x18x18CH-CS10
591 ErgoDeck® Heavy Duty Diamond-Plate			
46 cm x 46 cm	22 mm	BK	591.78x18x18BK-CS10
46 cm x 46 cm	22 mm	CH	591.78x18x18CH-CS10



563 ErgoDeck® GRITSHIELD™



561 ErgoDeck® GRITSHIELD™

SPECIFICATIONS

Compound: PVC
Edges: Optional 15 cm -
Wide Safety Ramps
Warranty: Lifetime
(560, 562, 569, 591)
1 Year (561, 563)





552/553

Heavy Duty No-Slip Cleats

ErgoDeck® flooring with Integrated No-Slip Cleats delivers a sure-footed work surface for maximum productivity, performance, and safety — even in the most demanding workplace conditions. The cleated design — modeled after the cleats that professional athletes wear for traction — overcomes harsh and slick workplace conditions.

While gritted mats provide some temporary traction, they wear with use and become slippery with saturation over time. ErgoDeck® with Integrated No-Slip Cleats, on the other hand, is built to last. Unlike gritted mats — which cannot be maintained and cleaned — ErgoDeck® with Integrated No-Slip Cleats can withstand power washing, scrubbing, and aggressive cleaning. Available in a closed design and an open with 24 mm holes, for areas that have a lot of fluids.

SIZE	THICKNESS	COLOR	ITEM NUMBER
552 ErgoDeck® w/Integrated No-Slip Cleats Solid			
46 cm X 46 cm	22 mm	BK	552.78x18x18BK-CS10
46 cm X 46 cm	22 mm	CH	552.78x18x18CH-CS10
553 ErgoDeck® w/Integrated No-Slip Cleats Open			
46 cm X 46 cm	22 mm	BK	553.78x18x18BK-CS10




552



553

SPECIFICATIONS

Compound: PVC
Edges: Optional 15 cm -
Wide Safety Ramps
Warranty: 3 Years



**Don't be fooled by
the competition.
There's only one
ERGODECK®**

Check out
ErgoDeck® ESD
on page 35

ERGODECK® GENERAL PURPOSE FLOORING

ErgoDeck® flooring has a patented LockSafe® mechanism that guarantees secure connections that can be "zipped" apart when needed. If a tile wears out, simply pop it out and replace it.

PATENT US 8,006,443B2 PATENT US D5210,650S

564/565/566/567/568/590 General Purpose

ErgoDeck® General Purpose offers a wide range of anti-fatigue solutions. The softer compound and box-spring underside compresses under foot providing anti-fatigue benefits and the necessary structure for rolling carts. The ever popular Diamond-Plate surface pattern provides traction and gives you the Industrial look your facility needs.

Our GRITSHIELD™ option delivers even more traction!

ErgoDeck® Smooth™, a high performance anti-fatigue surface ideal for cart traffic and pivoting that makes rolling, stopping and starting movements easier than ever.

SIZE	THICKNESS	COLOR	ITEM NUMBER
ErgoDeck® General Purpose Open			
46 cm x 46 cm	22 mm	CH	564.78x18x18CH-CS10
46 cm x 46 cm	22 mm	BK	564.78x18x18BK-CS10
ErgoDeck® General Purpose Open with GRITSHIELD™			
46 cm x 46 cm	22 mm	CH	565.78x18x18CH-CS10
ErgoDeck® General Purpose Solid			
46 cm x 46 cm	22 mm	CH	566.78x18x18CH-CS10
46 cm x 46 cm	22 mm	BK	566.78x18x18BK-CS10
ErgoDeck® General Purpose Solid with GRITSHIELD™			
46 cm x 46 cm	22 mm	CH	567.78x18x18CH-CS10
ErgoDeck® General Purpose Smooth			
46 cm x 46 cm	22 mm	CH	568.78x18x18CH-CS10
ErgoDeck® Diamond-Plate			
46 cm x 46 cm	22 mm	CH	590.78x18x18CH-CS10
46 cm x 46 cm	22 mm	BK	590.78x18x18BK-CS10

ADDITIONAL 566 STOCKED COLORS



White (WH)



Blue (BL)



Green (GN)



Yellow (YL)




Red (RD)



566



590




564



568

SPECIFICATIONS

Compound: PVC
Edges: Optional 15 cm -
Wide Safety Ramps
Warranty: Lifetime



567 available with GRITSHIELD™



565 available with GRITSHIELD™

556

ErgoDeck® Comfort

ErgoDeck® Comfort provides “rubber-like” resilience underfoot with its spring-back design...engineered to cushion the impact of long-term standing. The raised surface design delivers substantial traction and 15 cm wide borders on 3 sides to prevent trips.

SIZE	THICKNESS	COLOR	ITEM NUMBER
46 cm x 46 cm	22 mm	CH	556.78x18x18x18CH-CS10

**SPECIFICATIONS**

Compound: PVC
Edges: Optional 15 cm -
Wide Safety Ramps
Warranty: Lifetime

566-ILL

ErgoDeck® Illuminate System

ErgoDeck® Illuminate tiles offer a convenient way to light up poorly lit work areas from the floor up. Each tile can accommodate up to five Illuminate channels. The system is extremely simple, flexible and cost effective. Wearwell offers the customized ErgoDeck tiles, the aluminum channel with your choice of clear or frosted lens. Accommodates a wide range of LED lighting systems.

SIZE	THICKNESS	COLOR	ITEM NUMBER
46 cm x 46 cm	22 mm	CH	566.CH.Chan1-CS10

The aluminum channel with your choice of clear or frosted lens sold separately.

**SPECIFICATIONS**

Compound: PVC
Edges: Optional 15 cm -
Wide Safety Ramps
Warranty: Lifetime

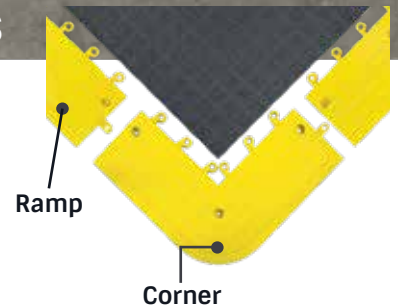


560/561/564

Ramps / Corners

ErgoDeck® ramps and corners are compatible with all ErgoDeck® styles. Robust 15 cm wide ramps prevent trip hazards and allow easy access for wheeled traffic. Available with GRITSHIELD™ for additional traction.

ErgoDeck® RAMPS AND CORNERS				
SIZE	DESCRIPTION	COLOR	UOM	ITEM NUMBER
OUTSIDE CORNERS				
15 cm x 38 cm x 38 cm	Heavy Duty	BK, YL	CS of 4	560.78x6x15x15-CS4
15 cm x 38 cm x 38 cm	w/ GRITSHIELD	BK	CS of 4	561.78x6x15x15-CS4
INSIDE CORNERS				
15 cm x 23 cm x 23 cm	Heavy Duty	BK, YL	EA	560.78x6x9x9
15 cm x 23 cm x 23 cm	w/ GRITSHIELD	BK	EA	561.78x6x9x9
RAMPS				
15 cm x 46 cm	Heavy Duty	BK, YL	CS of 10	560.78x6x18-CS10
15 cm x 46 cm	w/ GRITSHIELD	BK	CS of 10	561.78x6x18-CS10



Universal to
all ErgoDeck®
Products

24/SEVEN® LOCKSAFE® FLOORING



24/Seven® LockSafe® has a patented Positive Interlock System, so you can “lockdown” the mats securely and they stay together. Positive systems lock in: Both male and female connectors have a flange that lock together and provide a secure connection in all directions. Why it matters: They don’t come apart until you want them to! Lift up, roll up and roll away for removal or maintenance.

PATENT US D882,293 S

577

24/Seven® LockSafe® Solid

Choose 24/SEVEN® LockSafe® with a patented Positive Interlock System, so you can “lockdown” the mats securely and they stay together. Available in two distinct rubber formulations: GR (Grease Resistant), for areas with water or dry debris and NBR (Nitrile Rubber), for maximum effectiveness in areas with petroleum-based fluids.

SIZE	THICKNESS	COLOR	ITEM NUMBER
91 cm x 91 cm	16 mm	BK	577.58x3x3GRBK
91 cm x 91 cm	16 mm	BK	577.58x3x3NBRBK



SPECIFICATIONS

Compound: (GR) Grease Resistant Natural Rubber, (NBR) Nitrile Rubber

Warranty: 1 Year



578

24/Seven® LockSafe® Drainage

Choose 24/SEVEN® LockSafe® with a patented Positive Interlock System, so you can “lockdown” the mats securely and they stay together. Available in two distinct rubber formulations: GR (Grease Resistant), for areas with water or dry debris and NBR (Nitrile Rubber), for maximum effectiveness in areas with petroleum-based fluids.

SIZE	THICKNESS	COLOR	ITEM NUMBER
91 cm x 91 cm	16 mm	BK	578.58x3x3GRBK
91 cm x 91 cm	16 mm	BK	578.58x3x3NBRBK



SPECIFICATIONS

Compound: (GR) Grease Resistant Natural Rubber, (NBR) Nitrile Rubber

Warranty: 1 Year



584

24/Seven® LockSafe® Solid NBR with GRITSHIELD™

Choose 24/SEVEN® LockSafe® with GRITSHIELD™ for increased traction and a patented Positive Interlock System, so you can “lockdown” the mats securely and they stay together. Positive systems lock in: Both male and female connectors have a flange that lock together and provide a secure connection in all directions. Why it matters: They don’t come apart until you want them to! Lift up, roll up and roll away for removal or maintenance.

SIZE	THICKNESS	COLOR	ITEM NUMBER
91 cm x 91 cm	16 mm	BK	584.58x3x3NBRBK



SPECIFICATIONS

Compound: (NBR) Nitrile Rubber

Warranty: 1 Year






586

24/Seven® LockSafe® Drainage NBR with GRITSHIELD™

Choose 24/SEVEN® LockSafe® with GRITSHIELD™ for increased traction and a patented Positive Interlock System, so you can “lockdown” the mats securely and they stay together. Positive systems lock in: Both male and female connectors have a flange that lock together and provide a secure connection in all directions. Why it matters: They don’t come apart until you want them to! Lift up, roll up and roll away for removal or maintenance.



SIZE	THICKNESS	COLOR	ITEM NUMBER
391 cm x 91 cm	16 mm	BK	586.58x3x3NBRBK

SPECIFICATIONS
Compound: (NBR) Nitrile Rubber
Warranty: 1 Year



578

24/Seven® LockSafe® UNIVERSAL EDGING

24/SEVEN® LockSafe® edging works with all 24/SEVEN® LockSafe® modular tiles with the patented Positive Interlock System, so you can “lockdown” the mats securely and they stay together. Available in two distinct rubber formulations: GR (Grease Resistant), for areas with water or dry debris and NBR (Nitrile Rubber), for maximum effectiveness in areas with petroleum-based fluids.

SIZE	THICKNESS	COLOR	ITEM NUMBER
Female Edging			
7.6 cm x 91 cm	16 mm	BK	578.EdgingFGRBK
7.6 cm x 91 cm	16 mm	YL	578.EdgingFGRYL
7.6 cm x 91 cm	16 mm	BK	578.EdgingFNBRBK
7.6 cm x 91 cm	16 mm	YL	578.EdgingFNBRYL
Male Edging			
7.6 cm x 91 cm	16 mm	BK	578.EdgingMGRBK
7.6 cm x 91 cm	16 mm	YL	578.EdgingMGRYL
7.6 cm x 91 cm	16 mm	BK	578.EdgingNBRBK
7.6 cm x 91 cm	16 mm	YL	578.EdgingMNBRYL
Outside Corner			
7.6 cm x 7.6 cm	16 mm	BK	578.CornerGRYL-CS4
7.6 cm x 7.6 cm	16 mm	YL	578.CornerGRBK-CS4
7.6 cm x 7.6 cm	16 mm	BK	578.CornerNBRYL-CS4
7.6 cm x 7.6 cm	16 mm	YL	578.CornerNBRBK-CS4

SPECIFICATIONS

Compound: (GR) Grease Resistant Natural Rubber, (NBR) Nitrile Rubber

Warranty: 1 Year



Male Edging



Female Edging



Outside Corner



[Wearwell.com/24sevenlocksafes](https://www.wearwell.com/24sevenlocksafes)

24/SEVEN[®] LOCKSAFE[®] FLOORING

24/Seven[®] LockSafe[®] has a patented Positive Interlock System, so you can “lockdown” the mats securely and they stay together. Positive systems lock in: Both male and female connectors have a flange that lock together and provide a secure connection in all directions. Why it matters: They don’t come apart until you want them to! Lift up, roll up and roll away for removal or maintenance.

PATENT US D882,293 S

582

24/Seven[®] LockSafe[®] Grade A[™]

Grade “A” mats are designed to combat fatigue while addressing specific issues unique to food production environments. 91 cm x 91 cm interlocking tiles have strong connections and are easy to lift and clean. The proprietary Nitrile compound passes NFSI test ASTM G21-96 (2002), has GRAS status and is CFIA approved. Grade “A” gets an “A” for specialized food production applications. ‘Positive interlock’ allows the rubber tiles to lock in, while remaining easy enough to ‘unzip’ for reconfiguration.



SPECIFICATIONS

Compound: (NBR) Nitrile Rubber
 Warranty: 1 Year



SIZE	THICKNESS	COLOR	ITEM NUMBER
Tile			
91 cm x 91 cm	16 mm	Terra Cotta	582.58x3x3TC
Female Edging			
7.6 cm x 91 cm	16 mm	Terra Cotta	582.EdgingFTC
Male Edging			
7.6 cm x 91 cm	16 mm	Terra Cotta	582.EdgingMTC
Outside Corner			
7.6 cm x 7.6 cm	16 mm	Terra Cotta	582.CornerTC-CS4




Outside Corner



Female Edging



Male Edging





482

Grade "A"®

Grade "A"® mats combat fatigue while addressing issues specific to food production environments. Lightweight with built-in handles, these mats are easy to maintain. The proprietary nitrile compound passes NSF test ASTM G21-96 (2002), has GRAS status, and is CFIA approved. PATENT US D609,050S

SIZE	THICKNESS	COLOR	ITEM NUMBER
76 cm x 91 cm	13 mm	TC	482.12x30x36TC
76 cm x 152 cm	13 mm	TC	482.12x30x60TC




SPECIFICATIONS

Compound: GP: Nitrile Rubber

Edges: Molded Safety Edges

Warranty: 2 years

Open underside allows fluids and particles to pass freely



DIAMOND-PLATE

Wearwell was the first to introduce Diamond-Plate in 1989. Since then, we've continued to innovate. Today we offer more diamond-plate options than any competitor.

Prioritize your mat's features by importance and use the star treatment to choose the diamond plate that best fits the needs for your industrial athlete.



GOOD

BETTER




























BEST



SMART®

Select

Nitricell®

Product Family	497 	495	414, 415, 416
Description	Made from 100% recycled urethane sponge, SMART® is a durable matting base that combines comfort, ecology, and economy. Best suited for dry commercial and industrial applications, this green material is a Wearwell exclusive.	Flex-Link™ is a PVC sponge comparable to those used by our competitors, at a similar price point. The difference is our tapered Flex-Link™ base, which offers a larger usable ergonomic area, reduces trip hazards, and keeps our mats from sliding.	No. 1 in customer satisfaction for over 20 years, Nitricell® is the industry original. Consistently outperforming competitors in critical categories, including comfort, customization, performance, rebound, and standing area. Available with GRITSHIELD™ for improved traction.
Standing Area	★	★ ★	★ ★ ★
Rebound	★ ★	★	★ ★ ★
Life Expectancy	★	★ ★	★ ★ ★
Bevel	★	★ ★	★ ★ ★
Green	★ ★ ★	★	★
Price Point	★ ★ ★	★ ★	★
Value	★	★ ★	★ ★ ★
Customization	★	★	★ ★ ★
Warranty	1 Year	3 Years	Lifetime (414, 415 Standard) 4-Year (414, 415 Custom Mat) 1-Year (416) 
Application	 	 	  
Industry	  	 	   
Colors	 	 	    

wearwell.com/diamond-plate-info



414/415

Nitricell® Diamond-Plate SpongeCote®

414 Nitricell® Diamond-Plate SpongeCote® UltraSoft 24 mm Thickness		
SIZE	COLOR	ITEM NUMBER
61 cm x 91 cm	BK, BYL, CHV, GY	414.1516x2x3
61 cm x 23 m	BK, BYL, CHV, GY	414.1516x2x75
91 cm x 1.5 m	BK, BYL, CHV, GY	414.1516x3x5
91 cm x 3 m	BK, BYL, CHV, GY	414.1516x3x10
91 cm x 6.1 m	BK, BYL, CHV, GY	414.1516x3x20
91 cm x 23 m	BK, BYL, CHV, GY	414.1516x3x75
122 cm x 23 m	BK, BYL, CHV, GY	414.1516x4x75
152 cm x 23 m	BK, BYL	414.1516x5x75
1.9 m x 23 m	BK, BYL	414.1516x6x75

415 Nitricell® Diamond-Plate SpongeCote® 14 mm Thickness		
SIZE	COLOR	ITEM NUMBER
61 cm x 91 cm	BK, BYL, CHV, GY	415.916x2x3
61 cm x 23 m	BK, BYL, CHV, GY	415.916x2x75
91 cm x 1.5 m	BK, BYL, CHV, GY	415.916x3x5
91 cm x 3 m	BK, BYL, CHV, GY	415.916x3x10
91 cm x 6.1 m	BK, BYL, CHV, GY	415.916x3x20
91 cm x 23 m	BK, BYL, CHV, GY	415.916x3x75
122 cm x 23 m	BK, BYL, CHV, GY	415.916x4x75
152 cm x 23 m	BK, BYL	415.916x5x75
1.9 m x 23 m	BK, BYL	415.916x6x75

416

Nitricell® Diamond-Plate w/GRITSHIELD™

14 mm Thickness		
SIZE	COLOR	ITEM NUMBER
61 cm x 91 cm	BK	416.916x2x3
61 cm x 23 m	BK	416.916x2x75
91 cm x 1.5 m	BK	416.916x3x5
91 cm x 3 m	BK	416.916x3x10
91 cm x 23 m	BK	416.916x3x75
122 cm x 23 m	BK	416.916x4x75

14 mm Thickness		
SIZE	COLOR	ITEM NUMBER
61 cm x 91 cm	BK	416.1516x2x3
61 cm x 23 m	BK	416.1516x2x75
91 cm x 1.5 m	BK	416.1516x3x5
91 cm x 3 m	BK	416.1516x3x10
91 cm x 23 m	BK	416.1516x3x75
122 cm x 23 m	BK	416.1516x4x75

495

Flex-Link™ Diamond-Plate Select

14 mm Thickness		
SIZE	COLOR	ITEM NUMBER
61 cm x 91 cm	BK, BYL	495.916x2x3
61 cm x 23 m	BK, BYL	495.916x2x75
91 cm x 1.5 m	BK, BYL	495.916x3x5
91 cm x 23 m	BK, BYL	495.916x3x75
122 cm x 23 m	BK, BYL	495.916x4x75

24 mm Thickness		
SIZE	COLOR	ITEM NUMBER
61 cm x 91 cm	BK, BYL	495.1516x2x3
61 cm x 23 m	BK, BYL	495.1516x2x75
91 cm x 1.5 m	BK, BYL	495.1516x3x5
91 cm x 23 m	BK, BYL	495.1516x3x75
122 cm x 23 m	BK, BYL	495.1516x4x75

497

SMART® Diamond-Plate

16 mm Thickness		
SIZE	COLOR	ITEM NUMBER
61 cm x 91 cm	BK, BYL	497.58x2x3
61 cm x 23 m	BK, BYL	497.58x2x75
91 cm x 1.5 m	BK, BYL	497.58x3x5
91 cm x 23 m	BK, BYL	497.58x3x75
122 cm x 23 m	BK, BYL	497.58x4x75

25 mm Thickness		
SIZE	COLOR	ITEM NUMBER
61 cm x 91 cm	BK, BYL	497.1x2x3
61 cm x 23 m	BK, BYL	497.1x2x75
91 cm x 1.5 m	BK, BYL	497.1x3x5
91 cm x 23 m	BK, BYL	497.1x3x75
122 cm x 23 m	BK, BYL	497.1x4x75

All are available in cuts up to 23 m

WEARWELL
MATTING



Wearwell has a range of matting to meet everyday needs and more! With specialized anti-slide matting, anti-spark matting, and chemical resistant corrugated matting. Wearwell has the matting that will meet the needs of any environment.

WOW!
FINISH
STOP
SLIDING
MATS!



DIAMOND-PLATE WITH WOW! FINISH

Our latest innovation keeps mats from sliding around on the floor BUT allows them to be relocated as needed. Heel strikes and foot traffic can cause mats to slowly shift or “creep” away from its original location. This can damage the mat and pose trip hazards. The WOW! Finish keeps mats in place and prevents “mat creep”!

814/815 Nitricell® Diamond-Plate SpongeCote® with WOW!

Wearwell continues to set the industry benchmark in matting, flooring, and facility solutions. WOW!, a special finish that prevents mats from sliding in use, is no exception. Whether you are working on dusty concrete or slick epoxy, mats should not slide around. WOW! finally solves this decades old problem. UltraSoft Diamond-Plate SpongeCote with WOW! has taken our most premium UltraSoft products to the next level.



814 Nitricell® Diamond-Plate SpongeCote® UltraSoft with WOW!		
24 mm Thickness		
SIZE	COLOR	ITEM NUMBER
61 cm x 91 cm	BK, BYL, CHV, GY	814.1516x2x3
61 cm x 23 m	BK, BYL, CHV, GY	814.1516x2x75
91 cm x 1.5 m	BK, BYL, CHV, GY	814.1516x3x5
91 cm x 3 m	BK, BYL, CHV, GY	814.1516x3x10
91 cm x 6.1 m	BK, BYL, CHV, GY	814.1516x3x20
91 cm x 23 m	BK, BYL, CHV, GY	814.1516x3x75
122 cm x 23 m	BK, BYL, CHV, GY	814.1516x4x75
152 cm x 23 m	BK, BYL	814.1516x5x75
1.9 m x 23 m	BK, BYL	814.1516x6x75

815 Nitricell® Diamond-Plate SpongeCote® with WOW!		
14 mm Thickness		
SIZE	COLOR	ITEM NUMBER
61 cm x 91 cm	BK, BYL, CHV, GY	815.916x2x3
61 cm x 23 m	BK, BYL, CHV, GY	815.916x2x75
91 cm x 1.5 m	BK, BYL, CHV, GY	815.916x3x5
91 cm x 3 m	BK, BYL, CHV, GY	815.916x3x10
91 cm x 6.1 m	BK, BYL, CHV, GY	815.916x3x20
91 cm x 23 m	BK, BYL, CHV, GY	815.916x3x75
122 cm x 23 m	BK, BYL, CHV, GY	815.916x4x75
152 cm x 23 m	BK, BYL	815.916x5x75
1.9 m x 23 m	BK, BYL	815.916x6x75

Wearwell.com/WOW

446

Rubber DP Spongecote®

Rubber DP elevates Diamond-Plate to the next level of resilience, traction, and ergonomics. More traction prevents slips; chemical resistant surface means a longer life, and an ignition point of over 260° Celsius means deflected sparks and shards for welding. Wearwell's specially created Nitricell ergonomic sponge means more energy and morale on the job, and fewer injuries associated with overall increased productivity.

Fight fatigue with the industry's best Nitricell® sponge base. Rubber DP SpongeCote® repels sparks and delivers more slip prevention and chemical resistance than traditional PVC mats. The 4.5 cm surface is bonded to a Nitrile enhanced sponge base (Nitricell®) that absorbs repeated compression and bounces back to its original form better than any PVC sponge alternative. Accept no substitutes in your high-demand welding and industrial applications!

- Greater slip-resistance
- Melting point of over 260° Celsius
- Unparalleled customization
- Best Nitricell Sponge
- Available in 2 thicknesses
- NSF Certified



Standard sizes available in 30 cm increments up to 23 m.
Need a custom size, shape or configuration? We have you covered!

SIZE	THICKNESS	COLOR	ITEM NUMBER
61 cm x 91 cm	2 cm	BK	446.78x2x3BK
91 cm x 1.5 m	2 cm	BK	446.78x3x5BK
1.5 m x 29 m	2 cm	BK	446.78x3x75BK
1.2 m x 29 m	2 cm	BK	446.78x4x75BK

SIZE	THICKNESS	COLOR	ITEM NUMBER
61 cm x 91 cm	1.4 cm	BK	446.916x2x3BK
91 cm x 1.5 m	1.4 cm	BK	446.916x3x5BK
1.5 m x 29 m	1.4 cm	BK	446.916x3x75BK
1.2 m x 29 m	1.4 cm	BK	446.916x4x75BK

447

WeldSafe®

WeldSafe® has a specially formulated rubber surface that repels sparks and hot metal shards. With a melting point of over 500° Fahrenheit, the surface is perfect for welding workstations. WeldSafe® is backed with a nitrile-enhanced Nitricell® sponge base that absorbs repeated compression and bounces back to its original form better than any PVC sponge alternative. Available in 25 mm and 17 mm thicknesses, Accept no substitutes in your critical welding applications!

14 mm-THICK		
SIZE	COLOR	ITEM NUMBER
61 cm x 91 cm	BK	447.916x2x3
61 cm x 23 m	BK	447.916x2x75
91 cm x 1.5 m	BK	447.916x3x5
91 cm x 23 m	BK	447.916x3x75
122 cm x 23 m	BK	447.916x4x75

22 mm-THICK		
SIZE	COLOR	ITEM NUMBER
61 cm x 91 cm	BK	447.78x2x3
61 cm x 23 m	BK	447.78x2x75
91 cm x 1.5 m	BK	447.78x3x5
91 cm x 23 m	BK	447.78x3x75
122 cm x 23 m	BK	447.78x4x75

Available in cuts up to 23 m

SPECIFICATIONS

Rubber Surface
Nitricell® Sponge

Edges: Machine Beveled

Warranty: 4 Years



OUR SWITCHBOARD MATTING MEETS INDUSTRY STANDARDS

Industry Standard: ANSI/ASTM D178-01

Type I: made using any properly vulcanized elastomer

Type II: made using any properly vulcanized elastomer AND has additional properties such as Ozone Resistance, Flame Resistance, and Oil Resistance

Class 2 and 3 defines the dielectric strength: the higher the class, the greater the dielectric strength.

Navy/Defense Dept.

Standard: MIL. SPEC. 15562-G

Type I: Sheet, smooth surface

Type II: Mat, runner type, smooth surface

Type III: Mat, runner type, raised diamond-pattern surface

701

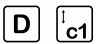

Diamond-Plate Switchboard Matting

Featuring a tough but attractive diamond-plate surface design, Diamond-Plate Switchboard Matting is an essential safety product for mining, utility, and other heavy-industry facilities — any industrial space where potentially lethal shocks can be encountered, it has a recommended max voltage of 17,000 volts.

SIZE	THICKNESS	COLOR	ITEM NUMBER
61 cm x 23 m	6 mm	BK	701.14x2x75
91 cm x 23 m	6 mm	BK, BYL	701.14x3x75
122 cm x 23 m	6 mm	BK	701.14x4x75

ANSI/ASTM D178 Type II, Class 2 Standards

Available in cuts up to 23 m



SPECIFICATIONS

Compound: Non-Conductive Vinyl

Edges: Square

Warranty: 1 year

702

Corrugated Switchboard Matting

Corrugated Switchboard Matting is an essential safety product for a wide range of industries such as mining, utilities, and heavy industry — anywhere the danger of lethal shock is prevalent. Features a tough 6 mm thick corrugated surface for extra traction. It has a recommended max voltage of 17,000 volts and 10 mm up to 26,500 volts.


SIZE	THICKNESS	COLOR	ITEM NUMBER
61 cm x 23 m	6 mm	BK	702.14x2x75
91 cm x 23 m	6 mm	BK, BYL	702.14x3x75
122 cm x 23 m	6 mm	BK	702.14x4x75
91 cm x 23 m	10 mm	BK	702.38x3x75*

ANSI/ASTM D178 Type II, Class 2 Standards 6 mm

ANSI/ASTM D178 Type II, Class 3 Standards 9.5 mm version\

Available in cuts up to 23 m

*Roll Only



SPECIFICATIONS

Compound: Non-Conductive Vinyl

Edges: Square

Warranty: 1 Year

720

Double Duty Switchboard Corrugated Mat

While insulating standing workers from high-voltage shock, Double Duty Switchboard also provides standing relief. The premium Nitricell® sponge base is ideal for workers who stand for extended periods of time — such as those who work in many military, mining and industrial facilities. It has a recommended max voltage of 17,000 volts.

SIZE	THICKNESS	COLOR	ITEM NUMBER
91 cm x 152 cm	16 mm	BK, BYL	720.58x3x5
91 cm x 23 m	16 mm	BK, BYL	720.58x3x75

ANSI/ASTM D178 Type II, Class 2 Standards

Available in cuts up to 23 m



SPECIFICATIONS

Compound: Non-Conductive Vinyl over Nitricell® Sponge

Edges: Lay-Flat Bevel

Warranty: 1 Year

Product Family		Conforming Standards
701		Conforms to ANSI/ASTM D178-01, , Type II, Class 2 standards
702 - 6 mm		6 mm thickness conforms to ANSI/ASTM D178-01, Type II, Class 2
702 - 10 mm		10mm thickness conforms to ANSI/ASTM D178-01, Type II, Class 3
710		Conforms to Mil. Spec. 15562-G, Type I
711		Conforms to Mil. Spec. 15562-G Amend 3, Type II
712		Conforms to Mil. Spec. 15562-G Amend 3, Type III
720		Conforms to ANSI/ASTM D178-01, Type II, Class 2

710

Marbleized Military Switchboard Matting

Specially engineered for military applications, Marbleized Military Switchboard Matting meets Mil. Spec. 15562-G, Type I. Max.7,500 volts. Designed for permanent flooring installation, this non-conductive mat has Dielectric Strength up to 30,000 volts and can be secured in place by using any vinyl-mastic adhesive. For installations of multiple mats that require seaming, Wearwell offers compatible welding thread. When installing several widths of Marbleized Military Switchboard Matting side-by-side, it is important to seal the seams to ensure reliable and consistent insulation. For best results, professional floor installers are recommended.

ITEM	SIZE	THICKNESS	COLOR	ITEM NUMBER
Matting	91 cm x 23 m	3 mm	BL, GN	710.18x3x75M
Thread	15 m	3 mm	BL, GN	710.18x50
Thread	46 m	3 mm	BL, GN	710.18x150
Thread	91 m	3 mm	BL, GN	710.THREADROLL

MIL-DTL-15562G Type I

Available in cuts up to 23 m



SPECIFICATIONS

Compound: Non-Conductive Vinyl

Edges: Square

Warranty: 1 Year



Thread

711

Smooth Military Switchboard Matting

Designed to meet strict Mil. Spec 15562-F Amend. 3, Type II military standards, Smooth Military Switchboard Matting has a dielectric strength of 30,000 volts and a recommended usage up to 3,000 volts. Also passes federal flammability standard 501.

SIZE	THICKNESS	COLOR	ITEM NUMBER
91 cm x 23 m	3 mm	BK	711.18x3x75BK

MIL-DTL-15562G Type II

Available in cuts up to 23 m



SPECIFICATIONS

Compound: Non-Conductive PVC

Edges: Square

Warranty: 1 Year

712

Diamond-Plate Military Switchboard

Diamond-Plate Military Switchboard meets Mil. Spec 15562-F Amend. 3, Type III military standards. It has dielectric strength of up to 30,000 volts, and is perfect for use around high-voltage apparatuses and in heavily trafficked areas, the Diamond-Plate pattern offers additional traction and abrasion resistance.

SIZE	THICKNESS	COLOR	ITEM NUMBER
91 cm x 23 m	5 mm	GY	712.316x3x75GY

MIL-DTL-15562G Type III

Available in cuts up to 23 m



SPECIFICATIONS

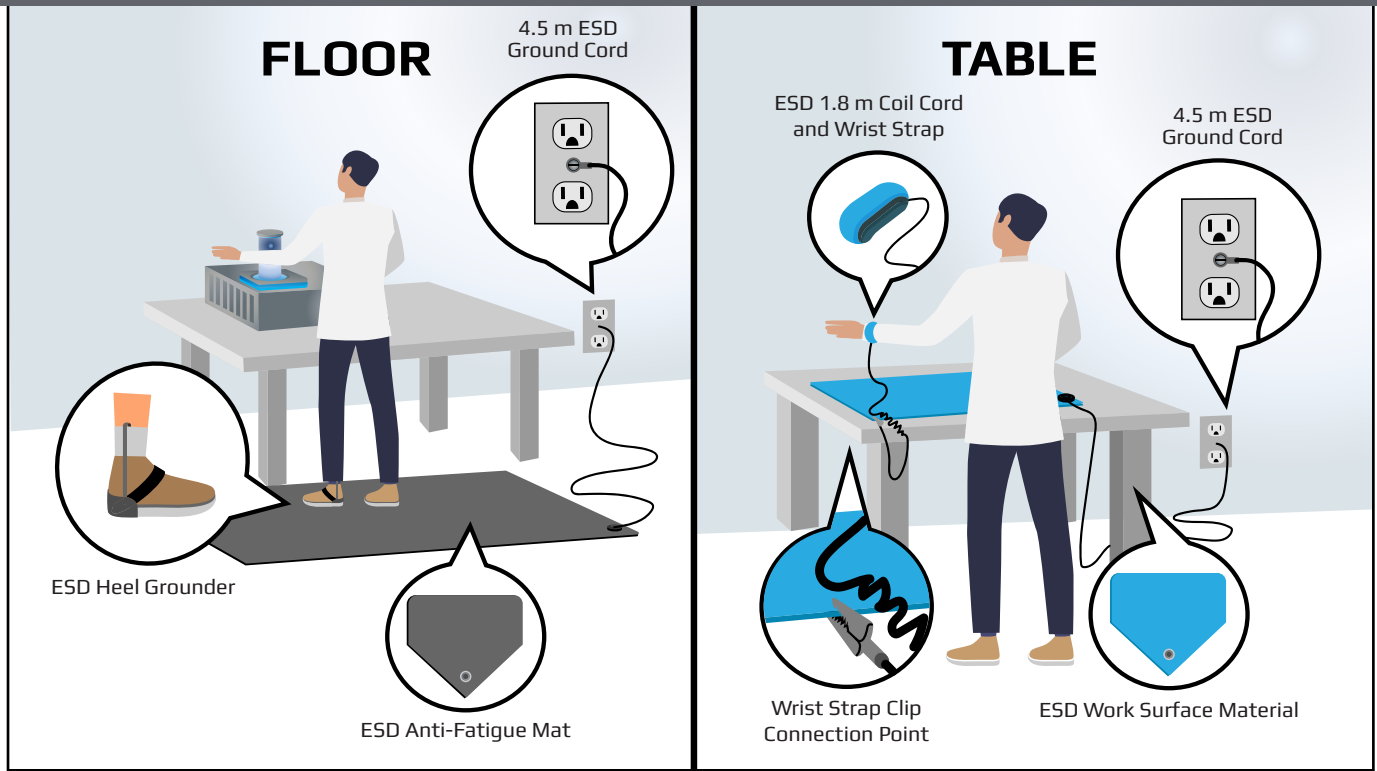
Compound: Non-Conductive PVC

Edges: Square

Warranty: 1 Year

STATIC CONTROL & ESD

Static Electricity can produce damaging sparks that can ruin and destroy expensive equipment. Wearwell offers both conductive and static dissipative mats designed to eliminate static shock. These products promote improved team performance and assure product quality.



786

Electrically Conductive Anti-Fatigue

Electrically Conductive Anti-Fatigue protects sensitive electronic equipment while dramatically reducing workers' standing fatigue. Our No. 1 seller for static-control applications, it features our durable, top-of-the-line Nitricell® sponge, providing the best long-term value for ESD applications. Available in Smooth or Diamond-Plate surfaces.

MAT MUST BE GROUNDED WITH A GROUND CORD; WORKERS MUST WEAR HEEL GROUNDER OR CONDUCTIVE SHOES.

SIZE	THICKNESS	COLOR	SURFACE TEXTURE	ITEM NUMBER
61 cm x 91 cm	24 mm	BK	SM, DP	786.1516x2x3
91 cm x 152 cm	24 mm	BK	SM, DP	786.1516x3x5
91 cm x 23 m	24 mm	BK	SM, DP	786.1516x3x75
122 cm x 23 m	24 mm	BK	SM, DP	786.1516x4x75
61 cm x 91 cm	14 mm	BK	SM, DP	786.916x2x3
91 cm x 152 cm	14 mm	BK	SM, DP	786.916x3x5
91 cm x 23 m	14 mm	BK	SM, DP	786.916x3x75
122 cm x 23 m	14 mm	BK	SM, DP	786.916x4x75

Please specify Smooth or Diamond-Plate when ordering.

Available in cuts up to 23 m



SPECIFICATIONS

PVC/Nitrile-Infused Sponge

Edges: Lay-Flat Bevel

Warranty: 1 Year

EOS/ESD S7.1: 1x10³ - 1x10⁶



557

ErgoDeck® ESD

When static electricity builds up, it seeks a path to ground — often through the human body or through sensitive, conductive equipment. The best way to eliminate these risks is to create a static-dissipative environment. ErgoDeck® ESD — a comprehensive flooring solution — offers the best defense. Used over conductive sub-flooring, ErgoDeck® ESD is your best defense against both worker fatigue and static shock that could compromise the quality of your products. Made of a proprietary TPO/carbon blend, ESD properties permeate the entire tile. No snaps or additional grounding is necessary when used over conductive flooring. Positive interlocks stay secure, ensuring areas of any size are protected. When installed wall-to-wall, ramps and corners aren't necessary. For transition areas, use ErgoDeck® standard universal ramps. **MAT MUST BE GROUNDED WITH A GROUND CORD; WORKERS MUST WEAR HEEL GROUNDOR OR CONDUCTIVE SHOES.** PATENT US 8,006,443B2 US D5210,650S

SIZE	THICKNESS	COLOR	ITEM NUMBER
46 cm x 46 cm	22 mm	BK	557.78x18x18BK-CS10



SPECIFICATIONS

Compound: TPO

Edges: Optional 15 cm -Wide Safety Ramps

Warranty: Lifetime

EOS/ESD S7.1: 1x10⁶ - 1x10¹⁰


See page 23 for the universal ErgoDeck® ramps and corners.

770/772

24/Seven® LockSafe® ESD

Use LockSafe ESD to prevent static and protect sensitive electronic equipment. Made to cover large areas quickly, the 770 ESD can be placed directly atop a conductive coating or floor. The 'positive interlock' technology allows the rubber tiles to lock in, while remaining easy enough to 'unzip' for reconfiguration. Around electronics keeping a work area clean is very important. The LockSafe connection system allows the mat to be rolled up to make cleaning easier. **MAT MUST BE GROUNDED WITH A GROUND CORD; WORKERS MUST WEAR HEEL GROUNDOR OR CONDUCTIVE SHOES.**

SIZE	THICKNESS	COLOR	ITEM NUMBER
Tiles			
91 cm x 91 cm	16 mm	BK	770.58x3x3GRBK
91 cm x 91 cm	16 mm	BK	772.58x3x3GRBK
Female Edging			
7.6 cm x 91 cm	16 mm	BK	578.EdgingFGRBK
7.6 cm x 91 cm	16 mm	YL	578.EdgingFGRYL
Male Edging			
7.6 cm x 91 cm	16 mm	BK	578.EdgingMGRBK
7.6 cm x 91 cm	16 mm	YL	578.EdgingMGRYL
Outside Corner			
7.6 cm x 7.6 cm	16 mm	BK	578.CornerGRYL-CS4
7.6 cm x 7.6 cm	16 mm	YL	578.CornerGRBK-CS4



SPECIFICATIONS

Compound: Grease Resistant Natural Rubber

Warranty: 1 Year

EOS/ESD S7.1: 1x10⁶-1x10⁹ (meets ANSI/ESD 20.20 requirements)

See page 25 for the universal 24/Seven® LockSafe® ramps and corners.

See the full ESD line on WEARWELL.com



TILE-TOP SPONGECOTE™

From healthcare to laboratories, Tile-Top SpongeCote™ AM is the ergonomic matting of choice for medical professionals. The smooth surface cleans easily and bounces back for long lasting performance.

- Standing area extends to within 4 cm - 9 cm of surface edge
- Gravity or mechanical beveled for gradual transition to floor for optimum trip prevention

GOOD





















BETTER

BEST

SMART®

Select

Nitricell®

Product Family	496 	494	419, 420	
Description	Made from 100% recycled urethane sponge, SMART® is a durable matting base that combines comfort, ecology, and economy. Best suited for dry areas, this green material is a Wearwell exclusive.	Flex-Link™ is a PVC sponge comparable to those used by our competitors, at a similar price point. The difference is our tapered Flex-Link™ base, which offers a larger usable ergonomic area, reduces "sponge dust" and keeps our mats from sliding.	Anti-microbial (AM) top to bottom. Nitricell®, the AM nitrile rubber composite sponge offers maximum comfort and resilience, while the AM surface delivers additional abrasion and chemical resistance.	
Anti-Microbial	★ ★	★ ★	★ ★ ★	
Standing Area	★	★ ★	★ ★ ★	
Rebound	★ ★	★	★ ★ ★	
Life Expectancy	★	★ ★	★ ★ ★	
Bevel	★	★ ★	★ ★ ★	
Green	★ ★ ★	★	★	
Price Point	★ ★ ★	★ ★	★	
Value	★	★ ★	★ ★ ★	
Customization	★	★	★ ★ ★	
Warranty	1 Year	3 Years	Limited Lifetime 	
Application	 	 	 	
Industry	 	  	  	
Colors				



419/420

Nitricell® Tile-Top SpongeCote™ AM

419 UltraSoft Tile-Top SpongeCote™ AM 22 mm Thickness		
SIZE	COLOR	ITEM NUMBER
61 cm x 91 cm	BK, BL, CH, GY	419.78x2x3AM
61 cm x 18 m	BK, BL, CH, GY	419.78x2x60AM
91 cm x 1.5 m	BK, BL, CH, GY	419.78x3x5AM
91 cm x 3 m	BK, BL, CH, GY	419.78x3x10AM
91 cm x 18 m	BK, BL, CH, GY	419.78x3x60AM
122 cm x 18 m	BK, BL, CH, GY	419.78x4x60AM

420 Tile-Top SpongeCote™ AM 13 mm Thickness		
SIZE	COLOR	ITEM NUMBER
61 cm x 91 cm	BK, BL, CH, GY	420.12x2x3AM
61 cm x 18 m	BK, BL, CH, GY	420.12x2x60AM
91 cm x 1.5 m	BK, BL, CH, GY	420.12x3x5AM
91 cm x 3 m	BK, BL, CH, GY	420.12x3x10AM
91 cm x 18 m	BK, BL, CH, GY	420.12x3x60AM
122 cm x 18 m	BK, BL, CH, GY	420.12x4x60AM

494

Flex-Link™ Tile-Top Select

22 mm Thickness		
SIZE	COLOR	ITEM NUMBER
61 cm x 91 cm	BL, BWH, CH, GY	494.78x2x3
61 cm x 18 m	BL, BWH, CH, GY	494.78x2x60
91 cm x 1.5 m	BL, BWH, CH, GY	494.78x3x5
91 cm x 18 m	BL, BWH, CH, GY	494.78x3x60
122 cm x 18 m	BL, BWH, CH, GY	494.78x4x60

13 mm Thickness		
SIZE	COLOR	ITEM NUMBER
61 cm x 91 cm	BL, BWH, CH, GY	494.12x2x3
61 cm x 18 m	BL, BWH, CH, GY	494.12x2x60
91 cm x 1.5 m	BL, BWH, CH, GY	494.12x3x5
91 cm x 18 m	BL, BWH, CH, GY	494.12x3x60
122 cm x 18 m	BL, BWH, CH, GY	494.12x4x60

496

SMART® Tile-Top

22 mm Thickness		
SIZE	COLOR	ITEM NUMBER
61 cm x 91 cm	BK, BL, CH, GY	496.78x2x3
61 cm x 18 m	BK, BL, CH, GY	496.78x2x60
91 cm x 1.5 m	BK, BL, CH, GY	496.78x3x5
91 cm x 18 m	BK, BL, CH, GY	496.78x3x60
122 cm x 18 m	BK, BL, CH, GY	496.78x4x60

13 mm Thickness		
SIZE	COLOR	ITEM NUMBER
61 cm x 91 cm	BK, BL, CH, GY	496.12x2x3
61 cm x 18 m	BK, BL, CH, GY	496.12x2x60
91 cm x 1.5 m	BK, BL, CH, GY	496.12x3x5
91 cm x 18 m	BK, BL, CH, GY	496.12x3x60
122 cm x 18 m	BK, BL, CH, GY	496.12x4x60

Available in cuts up to 18m

TILE-TOP SPONGECOTE™

From healthcare to laboratories, Tile-Top Spongecote™ AM is the ergonomic matting of choice for medical professionals. The smooth surface cleans easily and bounces back for long lasting performance.

WOW!
FINISH
**STOP
SLIDING
MATS!**




TILE-TOP SPONGECOTE WITH WOW! FINISH

Our latest innovation keeps mats from sliding around on the floor BUT allows them to be relocated as needed. Heel strikes and foot traffic can cause mats to slowly shift or “creep” away from its original location. This can damage the mat and pose trip hazards. The WOW! Finish keeps mats in place and prevents “mat creep”!

819/820

Nitricell® Tile-Top SpongeCote® with WOW!



Wearwell continues to set the industry benchmark in matting, flooring, and facility solutions. WOW!, a special finish that prevents mats from sliding in use, is no exception. Whether you are working on dusty concrete or slick epoxy, mats should not slide around. WOW! finally solves this decades old problem.

819 UltraSoft Tile-Top AM with WOW! Finish 22 mm Thickness		
SIZE	COLOR	ITEM NUMBER
61 cm x 91 cm	BK, BL, CH, GY	819.78x2x3AM
91 cm x 1.5 m	BK, BL, CH, GY	819.78x3x5AM

Available in 30 cm increment cuts up to 23 m

820 Tile-Top AM with WOW! Finish 13 mm Thickness		
SIZE	COLOR	ITEM NUMBER
61 cm x 91 cm	BK, BL, CH, GY	820.12x2x3AM
91 cm x 1.5 m	BK, BL, CH, GY	820.12x3x5AM

Available in 30 cm increment cuts up to 23 m

[Wearwell.com/WOW](https://www.wearwell.com/WOW)



AVAILABLE TILE-TOP COLORS



BLACK



BLUE



CHARCOAL



GRAY



OUR PROVEN PROCESS

THE LAY-FLAT MAT WITH OVER **20% MORE STANDING AREA**

Antimicrobial Sponge is machine beveled before surface is bonded. This creates a mechanical bevel that pulls the surface edge to the floor.

WOW! | THE WOW! PROMISE

**WOW! FINISH KEEPS YOUR MAT FIRMLY PLANTED
EVEN ON SLICK TILE FLOORS.**

Index & Product Specifications

Group Code	Product Name	Page	Recycled Content	Flammability	
FP1	FOUNDATION Smooth Platform Kits	8	54%	FMVSS 302: Pass SE/(B)	
FP2	FOUNDATION Open Platform Kits	8	54%	FMVSS 302: Pass B	
FP3	FOUNDATION Diamond Plate Platform Kits	9	54%	FMVSS 302: Pass B	
F01	FOUNDATION Tile Smooth	10	100%	FMVSS 302: Pass SE/(B)	
F02	FOUNDATION Tile Open	10	100%	FMVSS 302: Pass B	
F03	FOUNDATION Tile Diamond-Plate	10	100%	FMVSS 302: Pass B	
F1.R	FOUNDATION RAMPS	11	90%	Not Applicable	
PWR	POWERHOUSE MD 5 Channel Straight	13	Not Applicable	FMVSS 302 SE Rating	
PWR	POWERHOUSE GP 5 Channel Straight	13	Not Applicable	FMVSS 302 SE Rating	
PWR	POWERHOUSE HD 3 Channel Straight	14	Not Applicable	FMVSS 302 SE Rating	
PWR	POWERHOUSE HD 3 Channel Turn	14	Not Applicable	FMVSS 302 SE Rating	
PWR	POWERHOUSE HD 5 Channel Straight	15	Not Applicable	FMVSS 302 SE Rating	
PWR	POWERHOUSE HD 5 Channel Turn	15	Not Applicable	FMVSS 302 SE Rating	
414	UltraSoft Diamond-Plate	29	>50%	MVSS 302 / "A" Rating	
415	Diamond-Plate SpongeCote®	29	>50%	MVSS 302 / "A" Rating	
416	Diamond-Plate w/GRITSHIELD™ UltraSoft	29	>50%	MVSS 302 / "A" Rating	
419	UltraSoft Tile-Top Spongecote™ AM	37	<10%	MVSS 302 / "A" Rating	
420	Tile-Top Spongecote™ AM	37	<10%	MVSS 302 / "A" Rating	
446	Rubber DP Spongecote®	31	>17%	MVSS 302 / 'A' Rating	
447	WeldSafe® UltraSoft	31	>20%	MVSS 302 / "A" Rating	
482	Grade "A"®	27	<10%	MVSS 302 / "A" Rating	
494	Tile-Top Spongecote™ Select	37	<10%	MVSS 302 / "A" Rating	
495	DP Select UltraSoft	29	>50%	MVSS 302 / "A" Rating	
496	SMART® Tile Top	37	>50%	MVSS 302 / "A" Rating	
497	SMART® DP UltraSoft	29	>80%	MVSS 302 / "A" Rating	
502-F	Vitality® Squared Interlocking Tile	16	0%	MVSS 302 / "A" Rating	
502-M	Vitality® Squared Workstation Mat	17	0%	MVSS 302 / "A" Rating	
502-R	Vitality® Squared Modular Runner	17	0%	MVSS 302 / "A" Rating	
552	ErgoDeck® w/Integrated No-Slip Cleats Solid	21	>80%	MVSS 302 / "A" Rating	
553	ErgoDeck® w/Integrated No-Slip Cleats Open	21	>80%	MVSS 302 / "A" Rating	
560	ErgoDeck® HD Open	20	>80%	MVSS 302 / "A" Rating	
561	ErgoDeck® HD Open w/GRITSHIELD™	20	>80%	MVSS 302 / "A" Rating	
562	ErgoDeck® HD Solid	20	>80%	MVSS 302 / "A" Rating	
563	ErgoDeck® HD Solid w/GRITSHIELD™	20	>80%	MVSS 302 / "A" Rating	
564	ErgoDeck® GP Open	18	>80%	MVSS 302 / "A" Rating	
566-ILL	ErgoDeck® Illuminate System	23	>80%	MVSS 302 / "A" Rating	
568	ErgoDeck® GP Smooth	22	>80%	MVSS 302 / "A" Rating	
569	ErgoDeck® HD Smooth	20	>80%	MVSS 302 / "A" Rating	
577	24/Seven® LockSafe® Solid	24	>50%	MVSS 302 / 'A'; Rating	
578	24/Seven® LockSafe® Drainage	24	>50%	MVSS 302 / 'A'; Rating	
582	24/Seven® LockSafe® Grade A	26	>50%	MVSS 302 / 'A'; Rating	
584	24/Seven® LockSafe® Solid NBR with GRITSHIELD™	24	>50%	MVSS 302 / 'A'; Rating	
586	24/Seven® LockSafe® Drainage NBR with GRITSHIELD™	25	>50%	MVSS 302 / 'A'; Rating	
590	ErgoDeck® Diamond Plate -GP	22	>80%	MVSS 302 / "A" Rating	
591	ErgoDeck® Heavy Duty Diamond-Plate	20	>80%	MVSS 302 / "A" Rating	
598	ErgoDeck® MAX Geometric Surface Design	18	>30%	MVSS 302 / "A" Rating	
599	ErgoDeck® MAX Diamond Plate Surface Design	18	>30%	MVSS 302 / "A" Rating	
701	Diamond-Plate Switchboard Matting	32	<10%	MVSS 302 / "A" Rating	
702	Corrugated Switchboard Matting	32	<10%	MVSS 302 / "A" Rating	
710-MAT	Marbleized Military Switchboard Matting	33	<10%	MVSS 302 / "A" Rating	
710-THR	Welding Thread	33	<10%		
711	Smooth Military Switchboard Matting	33	<10%	MVSS 302 / "A" Rating	
712	Diamond-Plate Military Switchboard	33	<10%	MVSS 302 / "A" Rating	
720	Double Duty Switchboard Corrugated Mat	32	<10%	MVSS 302 / "A" Rating	
786-DP	UltraSoft Electrically Conductive Diamond-Plate	34	<10%	MVSS 302 / "A" Rating	
786-SM	UltraSoft Electrically Conductive Smooth	34	<10%	MVSS 302 / "A" Rating	

Index & Product Specifications

Tabor Abrasion	Temp Range (°C)	Coefficient of Friction	Compression Deflection
ASTM D3884: 0% @1000 cycles	0-71C	ASTM F2913-19: 0.79 dry, 0.62 wet	Not Applicable
ASTM D3884: 0% @1000 cycles	0-71C	ASTM F2913-19: 1.03 dry, 0.83 wet	Not Applicable
ASTM D3884: 0% @1000 cycles	0-71C	ASTM F2913-19: 1.09 dry, 0.90 wet	Not Applicable
ASTM D3884: 0% @1000 cycles	0-71C	ASTM F2913-19: 0.79 dry, 0.62 wet	Not Applicable
ASTM D3884: 0% @1000 cycles	0-71C	ASTM F2913-19: 1.03 dry, 0.83 wet	Not Applicable
ASTM D3884: 0% @1000 cycles	0-71C	ASTM F2913-19: 1.09 dry, 0.90 wet	Not Applicable
Not Applicable	Not Applicable	Not Applicable	Not Applicable
< .5% weight loss after 1,000 cycles	4-65C	Not Applicable	Not Applicable
< .5% weight loss after 1,000 cycles	4-65C	Not Applicable	Not Applicable
< .5% weight loss after 1,000 cycles	4-65C	Not Applicable	Not Applicable
< .5% weight loss after 1,000 cycles	4-65C	Not Applicable	Not Applicable
< .5% weight loss after 1,000 cycles	4-65C	Not Applicable	Not Applicable
< .5% weight loss after 1,000 cycles	4-65C	Not Applicable	Not Applicable
Fed Std 191 / 1% lost @ 1,000 cycles	-23-49C	ASTM F1677 / Dry: .68 / Wet: .17	ASTM D575 / Deflection @ 35psi, mm = 13.20
Fed Std 191 / 1% lost @ 1,000 cycles	-23-49C	ASTM F1677 / Dry: .68 / Wet: .17	ASTM D575 / Deflection @ 35psi, mm = 8.43
Fed Std 191 / 1% lost @ 1,000 cycles	-18-43C	ASTM F1677 / Dry: 1.10 / Wet: 1.0	ASTM D575 / Deflection @ 35psi, mm = .50
Fed Std 191 / 1,000g, CS-17 wheel	-18-43C	ASTM F1677 / Dry: .78	ASTM D575 / Deflection @ 35psi, mm = .472
Fed Std 193 / <1% lost @ 1,000 cycles	-18-43C	ASTM F1677 / Dry: .78	ASTM D575 / Deflection @ 35psi, mm = .343
Fed Std 191 / 1.7% lost @ 1,000 cycles	>260C MP*	ASTM F1677 / Dry: COF = 1.1+ / Wet COF = .89	ASTM D575 / Deflection @ 25% - Ultra 6.94, Standard, 7.46
Fed Std 191 / 1% lost @ 1,000 cycles	>260C MP*	ASTM F1677 / Dry: .90 / Wet: .36	ASTM D575 / Deflection @ 35 psi, mm = 7.85
	-29-121C	ASTM F1677 / Dry: .78 / Wet: .68	
Fed Std 191 / 1000g, CS-17 wheel	-18-43C	ASTM F1677 / Dry: .79	ASTM D575 / Deflection @ 35 psi, mm = .237
Fed Std 191 / 1000g, CS-17 wheel	-18-43C	ASTM F1677 / Dry: .68 / Wet: .17	ASTM D575 / Deflection @ 35 psi, mm = .315
Fed Std 191 / 1000g, CS-17 wheel	-18-43C	ASTM F1677 / Dry: .79	
Fed Std 191 / 1000g, CS-17 wheel	-23-49C	ASTM F1677 / Dry: .68 / Wet: .17	ASTM D395-98 / 20%
Fed Std 191 / 1% lost @ 1,000 cycles	-10-121C	ASTM F1677 / Dry: .75 / Wet: .28	ASTM D 395 / 30 minutes 5.67 / 24 hours 1.42
Fed Std 191 / 1% lost @ 1,000 cycles	-10-121C	ASTM F1677 / Dry: .75 / Wet: .28	ASTM D 395 / 30 minutes 5.67 / 24 hours 1.42
Fed Std 191 / 1% lost @ 1,000 cycles	-10-121C	ASTM F1677 / Dry: .75 / Wet: .28	ASTM D 395 / 30 minutes 5.67 / 24 hours 1.42
ASTM D 3884 / <1% loss	-12-43C	ASTM F1677 / Dry: 1.10 / Wet: 1.10	ASTM D575-91 / 8.03%
ASTM D 3884 / <1% loss	-12-43C	ASTM F1677 / Dry: 1.10 / Wet: 1.10	ASTM D575-91 / 10.00%
ASTM D 3884 / <1% loss	-17-49C	ASTM F1677 / Dry: .65 / Wet: .42	ASTM D575-91 / 4.84%
ASTM D 3884 / 1% loss	-17-49C	ASTM F1677-05 / Dry: 1.1 / Wet: .93	
ASTM D 3884 / 1% loss	-17-49C	ASTM F1677 / Dry: .65 / Wet: .42	ASTM D575-91 / 4.84%
ASTM D 3884 / 1% loss	-17-49C	ASTM F1677-05 / Dry: 1.1 / Wet: .93	
ASTM D 3884 / 1% loss	-17-49C	ASTM F1677 / Dry: .65 / Wet: .42	ASTM D575-91 / 14.15%
ASTM D 3884 / 1% loss	-17-49C	ASTM F1677 / Dry: .65 / Wet: .42	ASTM D575-91 / 14.15%
ASTM D 3884 / 1% loss	-17-49C	ASTM F1677 / Dry: COF = .65 / Wet: COF = .42	ASTM D575-91 / 14.15%
ASTM D 3884 / 1% loss	-17-49C	ASTM F1677 / Dry: COF = 1.1 / Wet: COF = .93	ASTM D575-91 / 4.84%
Federal Standard 191 Modified / 1% loss	-12 to 60C	ASTM F1677 / Dry: COF = .84 / Wet COF = .45	Not Available
Federal Standard 191 Modified / 1% loss	-12 to 60C	ASTM F1677 / Dry: COF = 1.04 / Wet COF = 0.94	Not Available
Federal Standard 191 Modified / 1% loss	-12 to 60C	ASTM F1677 / Dry: COF = .9 / Wet COF = .7	Not Available
Federal Standard 191 Modified / 1% loss	-12 to 60C	ASTM F1677 / Dry: COF = .9 / Wet COF = .7	Not Available
Federal Standard 191 Modified / 1% loss	-12 to 60C	ASTM F1677 / Dry: COF = .90 / Wet COF = 0.20	Not Available
ASTM D 3884 / 1% loss	-17-49C	ASTM F1677 / Dry: .65 / Wet: .42	Not Available
ASTM D 3884 / 0.48% loss	-17-49C	ASTM F1677 / Dry: COF = .90 / Wet: COF = .77	ASTM D575-91 / 15%, Distance: .14
ASTM D 3884 / 1% loss	-17-49C	ASTM F1677 / Dry: .68	
ASTM D 3884 / 1% loss	-17-49C	ASTM F1677 / Dry: .68	
Fed Std 191 / 1% lost @ 1,000 cycles		ASTM F1677 / Dry: COF .68 / Wet: COF .17	
Fed Std 191 / 1% lost @ 1,000 cycles		ASTM F1677 / Dry: .91	
		ASTM F1677 / Dry: COF .79	
	-29-71C	Not Available	
	-29-71C	ASTM F1677 / Dry: COF .79	
Fed Std 191 / 4% lost @ 1,000 cycles	-29-71C	ASTM F1677 / Dry: COF .68 / Wet: COF .17	
Fed Std 191 / 1% lost @ 1,000 cycles		ASTM F1677 / Dry: COF .91	
Fed Std 191 / 1% lost @ 1,000 cycles	-23-54C	ASTM F1677 / Dry: .90	ASTM D575 / Deflection @ 35 psi, mm = 8.43
Fed Std 191 / 1% lost @ 1,000 cycles	-23-54C	ASTM F1677 / Dry: .90	ASTM D575 / Deflection @ 35 psi, mm = 8.43

*melting point

Customization

One-Size does not fit all. Unique production processes call for specialized work flow. Your anti-fatigue solution should fit your special space. Customization is easy to fit any configuration. Large or original shapes are our specialty. Contact us for a site survey or send us a drawing of your spacial configuration. No matter whether it is a C1 which is length only, C2 where we customize the length and the width, or a C3 where we have a full custom configuration for your specific area. Need Help Finding the right product? Call us at 1-800-264-3030. Contact our Technical Sales Line at 888-413-7317



Diamond-Plate
Custom - Pg 28



FOUNDATION Platforms - Pg 6



Vitality®
Custom - Pg 16



Diamond-Plate
Custom Pg 28



FOUNDATION - Pg 6



24/SEVEN® LockSafe® Custom Pg 24



Diamond-Plate - Pg 28



ErgoDeck® Smooth- Pg 18



Vitality® Runner Square - Pg 17



Tile Top - Pg 36



ErgoDeck® w/Integrated No-Slip Cleats Open - Pg 21

NOT SURE WHERE TO START?



Even the best coaches are faced with challenges. You don't have to go it alone! Tackle them with one of our global team experts. Using state of the art tools, they'll come to your facility, assess your areas of concern and create a game plan specific to your goals, initiatives and budget.

The Wearwell Site-Survey is Free of Charge

This service is valued at \$2,000, but we provide it at no charge with confidence we will earn your business.

Backed by 70 Years of Expertise

You could purchase competitor products, but we are confident you won't find any that can compare to the quality and value of a **Wearwell product**. We are the industry experts!

Your Team, Your Plan

You can prioritize based on your time-line and budget.

Work with Your Current Distributors

With our large network of top notch distributors, purchasing Wearwell flooring and matting is simple and convenient.



WEARWELL®

For more information, check out our website @ Wearwell.com or call 800.264.3030 to place your order.
Need Help Finding the right product? Contact our Technical Sales Line at 888-413-7317.

OFFICES

Wearwell, LLC (Headquarters)
Phone: 615.254.8381
or 1.800.264.3030
info@wearwell.com

Wearwell Europe LTD
Phone: 44 1525 307271
info@wearwell-europe.co.uk

WEBSITES

US
wearwell.com
MEXICO
wearwell.com/mx
CANADA
wearwell.com/ca

UK & IRELAND
wearwell.com/uk
FRANCE
wearwell.com/fr
GERMANY
wearwell.com/de