

POWERHOUSE™
by WEARWELL®



POWERHOUSE™ Cable Protectors

WEARWELL®
Prevent. Perform. Compete.

**USE POWERHOUSE™ BY WEARWELL®
TO PROTECT ALL OF YOUR CABLES AND HOSES.**



Pneumatics, hydraulics and electricity are the powers that drive your business. Inside or out, hold the line with the **POWERHOUSE Cable Protection System.**

CUSTOMIZABLE

Create a custom path for your cables with the use of 22.5° left and right turns.

SAFETY

Bright yellow lids offer high visibility for safety and quick recognition. Secure Lid-Lock feature for general purpose and medium duty, protects pedestrian traffic by preventing trip hazards.

INSIDE/OUTSIDE


POWERHOUSE cable protectors can be utilized indoors or outdoors. Constructed from TPU and PE, they are highly resistant to corrosion from oils and chemicals, and guard against impact and abrasion.

DURABLE

POWERHOUSE cable protectors can withstand up to 20,000 pounds of pressure per tire. Hidden hinges allow for the lid to lie flat while protecting your cables from damage.

Warranty Information

POWERHOUSE cable protectors are covered by a 3 year indoor/1 year outdoor manufacturer's warranty.



HEAVY DUTY



up to
20,000 lbs
per tire*

MAX LOAD CAPACITY

Up to 20,000 lbs per tire

MAX CABLE DIAMETER

Holds a maximum of 2.25"(5.7cm) cable diameter

CHANNEL TYPE

Available in 3 or 5 channel

AVAILABLE TURNS

Optional 22.5° left and right turns

LID TYPE

Standard

AVAILABLE PARTS:



STRAIGHT




LEFT TURN



RIGHT TURN

MEDIUM DUTY



10,000 lbs
per tire*

MAX LOAD CAPACITY

10,000 lbs per tire

MAX CABLE DIAMETER

Holds a maximum of 1.25"(3cm) cable diameter

CHANNEL TYPE

Available in 5 channel only

AVAILABLE TURNS

N/A

LID TYPE


Lid-Lock safety lid

AVAILABLE PARTS:



STRAIGHT

GENERAL PURPOSE



10,000 lbs
per tire*

MAX LOAD CAPACITY

10,000 lbs per tire

MAX CABLE DIAMETER

Holds a maximum of 1.5"(3.8cm) cable diameter

CHANNEL TYPE

Available in 5 channel only

AVAILABLE TURNS

Optional 22.5° left and right turns

LID TYPE

Lid-Lock safety lid

AVAILABLE PARTS:



STRAIGHT



LEFT TURN

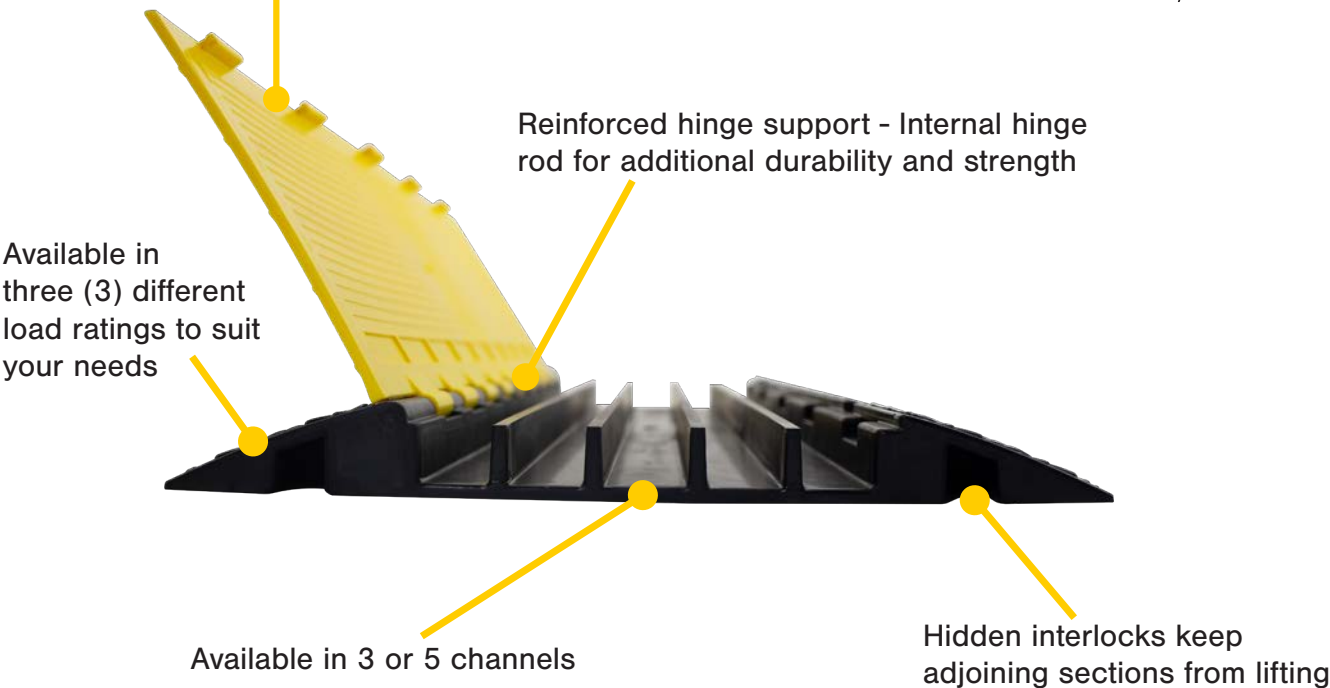


RIGHT TURN

*Load rating based on typical Semi-truck tire with a diameter of 40" and a width of 10.7". Load capacity will decrease as a tire diameter or width decrease.

BUILT STRONG FOR TOUGH JOBS

Secure Lid-Lock feature protects pedestrian traffic by preventing trip hazards*



*Lid-Lock feature available in General Purpose and Medium Duty only

THE POWERHOUSE LINE-UP



HEAVY DUTY	3 channel or 5 channel	3 channel or 5 channel	3 channel or 5 channel
MEDIUM DUTY	N/A	N/A	5 channel only
GENERAL PURPOSE	5 channel only	5 channel only	5 channel only
LID-LOCK FEATURE	N/A	N/A	Medium Duty and General Purpose



GET IT HANDLED THE RIGHT WAY

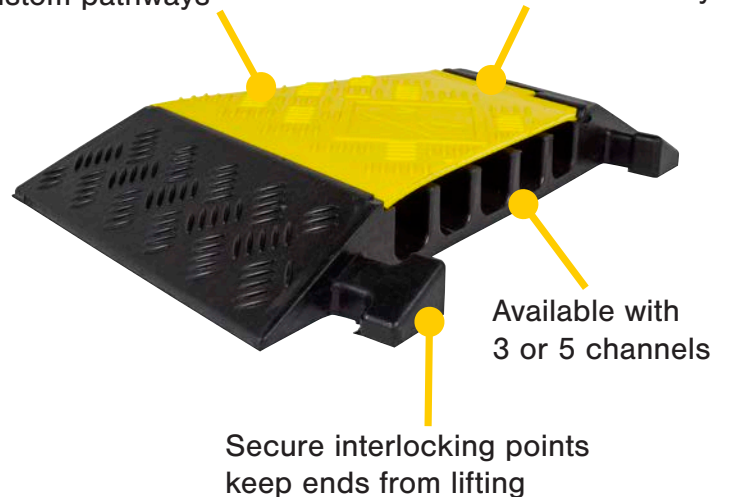
Hidden and convenient. A built-in underside handle makes relocating and handling your POWERHOUSE cable protectors a breeze.

ALL YOUR ANGLES ARE COVERED

Your hoses and cables don't always run in one direction. That's why Wearwell's POWERHOUSE cable protection system is designed to turn. The 22.5° left and right turning pieces allow you to safely route your cables around corners without worry of kinks.

22.5° turns for custom pathways*

Bright yellow high traction lid for safety



Available with 3 or 5 channels

Secure interlocking points keep ends from lifting

EASY OPEN SLOT



Easy open slots make releasing the secure Lid-Lock a snap.

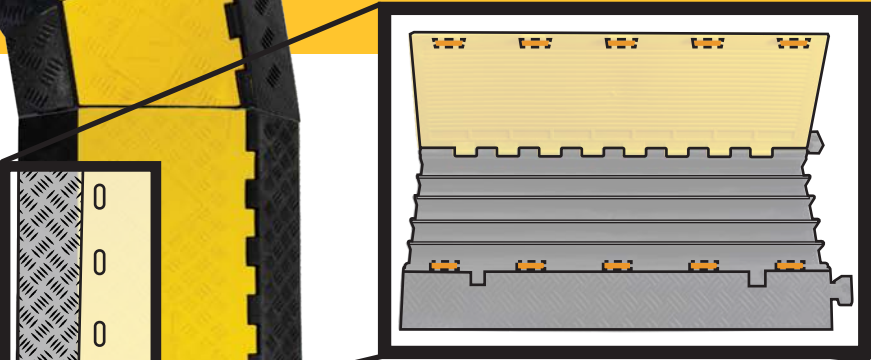
SECURITY & EASE WITH EASY OPEN LID

Easy open lid features a built-in access port to easily open the lid. Just slide in a screwdriver or pry bar to pop open the lid with ease.

*Heavy Duty corners are used for both Heavy Duty and General Purpose parts.

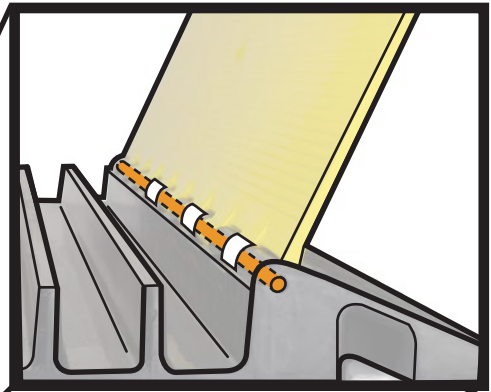
QUALITY DESIGNED INSIDE & OUT

PROTECT YOUR INVESTMENT



Lid-Lock features interlocking tabs for a secure connection.

Reinforced Internal Hinge



Bend radius accommodates the minimum bend radius for most hoses and cables.*

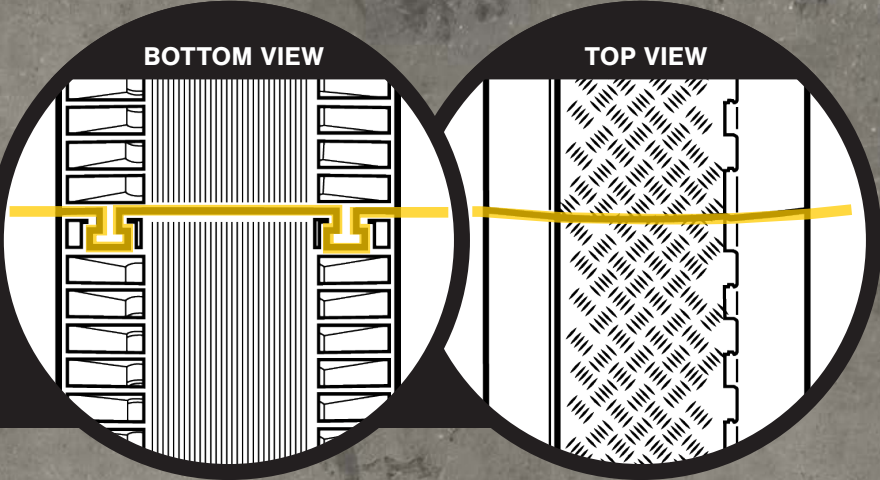
22"

4 x 22.5° turns create gradual 90° angles to prevent hose and cable kinking.

*Always refer to hose and cable manufacturer recommendations for bend radius.

SECURE, SEAMLESS POSITIVE CONNECTIONS

Durable interlocking connections create a secure hold and prevent separation from pedestrian and wheeled traffic.



HEAVY DUTY

STYLE	CHANNELS	CABLE SIZE (OD)	PART NUMBER	SIZE	HEIGHT	PSL (PER TIRE)	COLOR
Straight	3	2.25" dia. (5.7cm)	PWR.3CHAN.HD.BYL	19.75" x 36" (50cm x 91cm)	3" (7.5cm)	14,000 lbs.	BYL
22.5 DEGREE TURNS							
Left	3	2.25" dia. (5.7cm)	PWR.3CH.HD.LC.BYL	19.75" x 12" (50cm x 30cm)	3" (7.5cm)	14,000 lbs.	BYL
Right	3	2.25" dia. (5.7cm)	PWR.3CH.HD.RC.BYL	19.75" x 12" (50cm x 30cm)	3" (7.5cm)	14,000 lbs.	BYL

STYLE	CHANNELS	CABLE SIZE (OD)	PART NUMBER	SIZE	HEIGHT	PSL (PER TIRE)	COLOR
Straight	5	1.5" dia. (3.8cm)	PWR.5CHAN.HD.BYL	19.75" x 36" (50cm x 91cm)	2.25" (5.7cm)	20,000 lbs.	BYL
22.5 DEGREE TURNS							
Left	5	1.5" dia. (3.8cm)	PWR.5CH.HD.LC.BYL	19.75" x 12" (50cm x 30cm)	2.25" (5.7cm)	20,000 lbs.	BYL
Right	5	1.5" dia. (3.8cm)	PWR.5CH.HD.RC.BYL	19.75" x 12" (50cm x 30cm)	2.25" (5.7cm)	20,000 lbs.	BYL

MEDIUM DUTY- 5 CHANNEL

Lower profile than General Purpose for smaller cables. Lid-Lock feature holds lids secure for wheeled and pedestrian traffic.

STYLE	CHANNELS	CABLE SIZE (OD)	PART NUMBER	SIZE	HEIGHT	PSL (PER TIRE)	COLOR
Straight	5	1.25" dia. (3cm)	PWR.5CHAN.MD.BYL	19.63" x 36" (49cm x 91cm)	2" (5cm)	10,000 lbs.	BYL

GENERAL PURPOSE- 5 CHANNEL

Higher profile than Medium Duty for larger cables. Lid-Lock feature on straight style, holds lids secure for lighter wheeled and pedestrian traffic.

STYLE	CHANNELS	CABLE SIZE (OD)	PART NUMBER	SIZE	HEIGHT	PSL (PER TIRE)	COLOR
Straight	5	1.5" dia. (3.8cm)	PWR.5CHAN.GP.BYL	19.63" x 36" (49cm x 91cm)	2.25" (5.7cm)	10,000 lbs.	BYL
22.5 DEGREE TURNS							
Left*	5	1.5" dia. (3.8cm)	PWR.5CH.HD.LC.BYL	19.75" x 12" (50cm x 30cm)	2.25" (5.7cm)	10,000 lbs.	BYL
Right*	5	1.5" dia. (3.8cm)	PWR.5CH.HD.RC.BYL	19.75" x 12" (50cm x 30cm)	2.25" (5.7cm)	10,000 lbs.	BYL



*Heavy Duty corners are used for both Heavy Duty and General Purpose Parts.

SIMPLE GAME-WINNING STRATEGY



Even the best coaches are faced with challenges. You don't have to go it alone! Tackle them with one of our global team experts. Using state of the art tools, they'll come to your facility, assess your areas of concern and create a game plan specific to your goals, initiatives and budget.

The Wearwell Site-Survey is Free of Charge

This service is valued at \$2,000, but we provide it at no charge with confidence we will earn your business.

Backed by 65 Years of Expertise

You could purchase competitor products, but we are confident you won't find any that can compare to the quality and value of a **Wearwell product**. We are the industry experts

Your Team, Your Plan

You can prioritize based on your time-line and budget.

Work with Your Current Distributors

With our large network of top notch distributors, purchasing Wearwell flooring and matting is simple and convenient.



WEARWELL®

For more information on POWERHOUSE™ by Wearwell, check out our website @ Wearwell.com or call 800.264.3030 to place your order

OFFICES

Wearwell, LLC (Headquarters)
Phone: 615.254.8381
or 1.800.264.3030
info@wearwell.com

Wearwell Europe LTD
Phone: 44 1525 307271
info@wearwell-europe.co.uk

WEBSITES

US
wearwell.com
MEXICO
wearwell.com/mx
CANADA
wearwell.com/ca

UK & IRELAND
wearwell.com/uk
FRANCE
wearwell.com/fr
GERMANY
wearwell.com/de