



WEARWELL[®]

FULL-LINE CATALOG



PREVENT. PERFORM. COMPETE.

PREVENT.

STOP ACCIDENTS AND INJURIES BEFORE THEY HAPPEN.

PERFORM.

WORK SMARTER, NOT HARDER.

COMPETE.

EVERY ADVANTAGE, EVERY STEP MATTERS.



WEARWELL®


NEW Innovations from WEARWELL

Pg. 8-11
FOUNDATION
MODULAR
PLATFORMS



Pg. 14-19
POWERHOUSE
CABLE
PROTECTION

Pg. 46
24/Seven®
LockSafe®
Grade A



Pg. 36
DIAMOND-PLATE
w/WOW! FINISH

CONTENTS

4	PROVEN COST REDUCTION
5	ROI CALCULATOR
6	WATCH RISK ASSESSMENT
7	WARRANTY VS. WEAR
8-13	FOUNDATION PLATFORMS
14-19	POWERHOUSE CABLE PROTECTORS
22-23	REJUVENATOR FLOORING
24-25	ErgoDeck MAX
26-27	ErgoDeck HEAVY DUTY
28-29	ErgoDeck GENERAL PURPOSE
30-31	ErgoDeck Unique Applications
32-33	F.I.T. System
36-37	Diamond-Plate with WOW! Finish
38-41	Diamond-Plate Matting
42-45	24/SEVEN® LOCKSAFE® FLOORING
46-47	24/SEVEN® LOCKSAFE® GRADE A
48-49	24/SEVEN® LOCKSAFE® ESD
50-51	24/SEVEN®
52-53	ERGODECK® KITS
54-55	FIT KITS
56-59	WORKSAFE
62	GRADE A
63	SHOE SANITIZING MATS
66-67	REJUVENATOR RUNNERS
68-69	TUF SPONGE
70-73	SWITCHBOARD
74-79	ESD
82-83	REJUVENATOR
84-85	TILE-TOP with WOW!
86-87	TILE-TOP
88-89	CLEAN ROOM & TACKY MAT
90-95	ENTRANCE MATS
94-95	ACCESSORIES

ABBREVIATIONS

D-P: Diamond-Plate
HD: Heavy Duty
GR: Grease Resistant

GP: General Purpose
NBR: Nitrile Rubber
w/GS: with GRITSHIELD™

With Borders

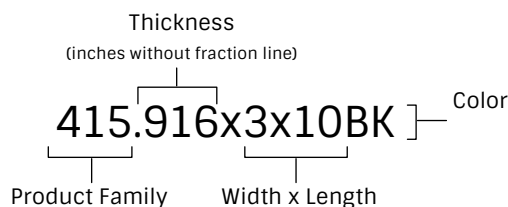
BYL black w/yellow
CHV black w/chevron

Color Chart

BK black	TC terracotta
BL blue	WH white
CH charcoal	YL yellow
GY gray	GN green
OR orange	
RD red	

Easy To Understand Part Numbers

Part numbers are divided into four sections. The first is the code for the product family; the second is the thickness of the product; the third describes width and length; and the code at the end indicates unique characteristics (when applicable) and color.



Proven Cost Reduction

Anti-fatigue Matting

Reduces Costs And Increases Worker Productivity.

Before Installation


Surface: Concrete
Injury Rate **>3** per month
Absent Rate **>5.2%**

After Installation

Surface: Anti-Fatigue Mat
Injury Rate **<1** per month
Absent Rate **4%**

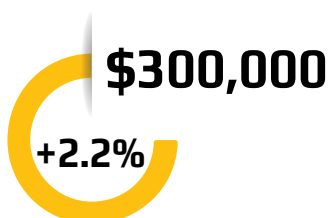
Improvement With Mats

Injury Reduced **70%**
Absenteeism Reduced **23%**



COST SAVINGS RELATED TO THE INSTALLATION OF ANTI-FATIGUE MATS

Productivity



Insurance Premium Reduction




Total Cost Savings



One Year Study

Matting isn't a cost. It's an investment.

5 simple questions reveal how much money you can save!



Created for you by
WEARWELL

PREVENT. PERFORM. COMPETE.

**JOIN FORCES WITH
US AND FIGHT THE
STATISTICS!**

\$13.5 BILLION
the national total of
workers compensation
claims for same-level falls

42% INCREASE
in workers' compensation
costs for slips and falls
over the past 11 years

\$41,531
the average cost of a
single slip and fall claim

* Source: National Safety
Council Injury Facts

**ROI/Cost Savings Analysis for ABC,
Inc**

Thank you for requesting your custom ROI report. We have helped many facilities like yours find solutions to reduce absenteeism resulting in improved productivity, safety and morale.

Below are the results based upon the data you provided. If you need any additional information, please do not hesitate to contact us.

Number of standing workers: **150**

Average % of absenteeism (National Industry Average is 3%): **3**

Average hourly pay rate: **\$18**

Number of shifts: **1**

Primary issues: **Slips and falls Workforce fatigue**

Budget or estimated spend on matting: **I don't know. Calculate the national average of \$100 per standing worker.**

If we can show a positive return, when would you like us to follow up?: **2-3 weeks**

We assume we will help reduce the number of injuries by 1 every four years per 100 employees AND that we can help improve absenteeism by 5%. Based on 150 standing workers, your current absenteeism of 3%, your average hourly rate of \$18, and statistical data from the National Safety Council - a \$15,000 investment returns 216% year 1, 531% year 2 and 847% year 3.

Assessment No. 1719

	Year 1	Year 2	Year 3	Total
Investment in Wearwell Product	\$ 15,000			\$ 15,000
Average Total Cost of Injury	\$ 103,828	\$ 103,828	\$ 103,828	\$ 311,483
Cost of Absenteeism	\$ 168,480	\$ 168,480	\$ 168,480	\$ 505,440
Annual Injury Savings	\$ 38,935	\$ 38,935	\$ 38,935	\$ 116,806
Annual Absenteeism Savings	\$ 8,424	\$ 8,424	\$ 8,424	\$ 25,272
Grand Total Savings per Year	\$ 47,359	\$ 47,359	\$ 47,359	\$ 142,078
ROI - Cumulative	216%	531%	847%	847%
Payback period in years - Cumulative	0.32%	0.16%	0.11%	0.11%

Our one of a kind ROI report delivers a customized report based on your unique operations. Let us show you how much Wearwell matting and flooring can save you, and how quickly you can see a return on the investment.

Why wait? Calculate yours today at wearwell.com/roicalculator or contact your local representative at wearwell.com/relocator.



SCAN ME

Wearwell.com/roicalculator

WATCH OUT!

WATCH can:

1. Improve employee productivity
2. Reduce lost time
3. Reduce injuries and incidents
4. Upgrade facility aesthetics
5. Save money

The Right CHOICE

Knowing what to WATCH for provides knowledge for not only what to purchase, but when to replace

ARE YOU AT RISK? LOOK OUT FOR THE CUES IN YOUR FACILITY

W
WET

VISUAL CUES:

Pooling water, workers are slipping or are not sure-footed

CONCERNS:

Loss of productivity, slips or falls, and possible micro bacterial growth



A
APPLICATION

VISUAL CUES:

High-voltage signs, handling of static-sensitive products, presence of welding equipment or paint and finishing equipment

CONCERNS:

Employee safety, quality control, and productivity



T
TILE
SEPARATION

VISUAL CUES:

Modular matting components that were once connected are now loose, haphazard pieces, interlocks torn

CONCERNS:

Trip hazards, work disruption and productivity loss due to constant repositioning



C
CAUTION

VISUAL CUES:

Stacked mats, cardboard, pallets, or use of unconventional materials are clear indicators that the workforce is looking for standing relief. Mats that are torn or badly worn, or used in the wrong application

CONCERNS:

Trip hazards, lack of support, poor aesthetics, worker morale



H
HOW WORKERS
MOVE

VISUAL CUES:

Workers are moving between workstations. If mat(s) are present, workers repeatedly step off and back onto mat(s). If so, you may need an ergonomic flooring solution.

CONCERNS:








Trip hazards, heel strike, and severe impacts if falls occur



CONSIDER A WEARWELL SITE SURVEY.

Our Wearwell sales professionals are WATCH experts so you don't have to be!

Why Are The Number Of Years Different For Warranty vs. Wear?

Warranty	vs.	Wear
Definition: a written guarantee		Definition: an expected number of years of life in-use
Determining Factors		
 <p>Materials & Workmanship</p> <p>LIFE TIME</p> <p>4 YEARS</p> <p>3 YEARS</p> <p>1 YEAR</p> <p>Warranty Period</p>		 <p>Environment & Application</p>  <p>Number of Shifts</p>
Actions Taken		
 <p>Repair</p>  <p>Swap</p>  <p>Reimburse</p>		 <p>Replacement Cycle</p>



THE WEARWELL LIMITED LIFETIME WARRANTY

We're so confident in the quality and craftsmanship that we back our most popular products with a Lifetime warranty! Look for this symbol throughout the catalog and rest assured that we have you covered!

Don't Be Confused


A lifetime warranty is a statement of confidence in our manufacturing expertise and the quality of materials we use. Every application is different so replacement cycles will vary.

Let's Be Real

No matting or flooring product is indestructible.

If a competitor's warranty seems too good to be true, it probably is! Read the fine print.

THE FOUNDATION PLATFORM SYSTEM



PLATFORM HEIGHTS AVAILABLE FROM 4"-12". ASK ABOUT CUSTOMIZATION OPTIONS.

FOUNDATION RAILS

Available in Standard & Custom Sizes



FOUNDATION RAMPS

Available in Standard & Custom Sizes



FOUNDATION PLATFORMS

Ergonomics is all about fitting your workspace to your workforce. Reaching up, over or down takes a toll on the health of your team and the efficiency of your operation. Putting your team at the proper elevation to the task at hand is critical. Foundation provides all the stability of traditional platforms, but at the fraction of the costs.

FOUNDATION TILES

More than just rugged good looks - they provide undeniable traction! Sure-footed employees make for a safer, more productive team.


DIAMOND-PLATE



SMOOTH



OPEN





NEW

What are FOUNDATION® Platforms?

FOUNDATION® is a modular work platform system that's customizable, reconfigurable and affordable. Gone are the days of expensive, labor intensive work platforms that can't conform as needs change.

Is FOUNDATION® tough enough?

FOUNDATION® is a light-weight but heavy-duty work platform. The solid aluminum frame is designed to withstand MUCH greater stresses than are ever required for a work platform. Each 18"x18" tile boasts a 400 lb load rating with a built-in safety factor of 3:1. A tile will not fail until the load approaches 1,200 lbs. Again, far exceeding the normal expectations of a work platform design. This unique system beats expensive fabricated systems that use wood, steel or other materials.

Is FOUNDATION® just for elevation?

FOUNDATION® is offered in a variety of tiles, each designed to meet the unique demands of your environment. Whether it's slip prevention, drainage, or simply elevation, FOUNDATION has you covered! Need to add an anti-fatigue mat for additional comfort? We have a tile for that, too.

How easy is FOUNDATION® Installation?

The FOUNDATION® system is installed in a snap. No major tools are required. Simply lay out the frame, slide in the cross bars and snap in the tiles.

FOUNDATION® KITS

FOUNDATION MODULAR WORK PLATFORMS RAISE EMPLOYEES TO THE PROPER HEIGHT FOR SAFETY AND PERFORMANCE. AVAILABLE IN STANDARD AND CUSTOM HEIGHTS AND STYLES.

FP1

Smooth Platform Kits

FOUNDATION Smooth platform kits feature a lightly textured surface, these tiles are ideal for both cart and foot traffic. This style provides an ideal base for anti-fatigue matting.

FP1 - 18" Wide Smooth FOUNDATION® Platform Kits				
	18" Length	36" Length	54" Length	72" Length
4" Height	FP1x4x18x18BK	FP1x4x18x36BK	FP1x4x18x54BK	FP1x4x18x72BK
8" Height	FP1x8x18x18BK	FP1x8x18x36BK	FP1x8x18x54BK	FP1x8x18x72BK
12" Height	FP1x12x18x18BK	FP1x12x18x36BK	FP1x12x18x54BK	FP1x12x18x72BK



8" height, 18" wide



8" height, 36" wide



SPECIFICATIONS

Compound: Aluminum Frame

Tiles: Polypropylene

Warranty: 1 year

FP1 - 36" Wide Smooth FOUNDATION® Platform Kits				
	18" Length	36" Length	54" Length	72" Length
4" Height	FP1x4x36x18BK	FP1x4x36x36BK	FP1x4x36x54BK	FP1x4x36x72BK
8" Height	FP1x8x36x18BK	FP1x8x36x36BK	FP1x8x36x54BK	FP1x8x36x72BK
12" Height	FP1x12x36x18BK	FP1x12x36x36BK	FP1x12x36x54BK	FP1x12x36x72BK

FP2

Open Platform Kits

FOUNDATION Open surface allows free passage of fluids, debris and airflow. It not only provides elevation, it also provides additional traction in slippery areas.

FP2 - 18" Wide Open FOUNDATION® Platform Kits				
	18" Length	36" Length	54" Length	72" Length
4" Height	FP2x4x18x18BK	FP2x4x18x36BK	FP2x4x18x54BK	FP2x4x18x72BK
8" Height	FP2x8x18x18BK	FP2x8x18x36BK	FP2x8x18x54BK	FP2x8x18x72BK
12" Height	FP2x12x18x18BK	FP2x12x18x36BK	FP2x12x18x54BK	FP2x12x18x72BK



8" height, 18" wide



8" height, 36" wide



SPECIFICATIONS

Compound: Aluminum Frame

Tiles: Polypropylene

Warranty: 1 year

FP2 - 36" Wide Open FOUNDATION® Platform Kits				
	18" Length	36" Length	54" Length	72" Length
4" Height	FP2x4x36x18BK	FP2x4x36x36BK	FP2x4x36x54BK	FP2x4x36x72BK
8" Height	FP2x8x36x18BK	FP2x8x36x36BK	FP2x8x36x54BK	FP2x8x36x72BK
12" Height	FP2x12x36x18BK	FP2x12x36x36BK	FP2x12x36x54BK	FP2x12x36x72BK



FP3

Diamond-Plate Platform Kits

FOUNDATION Diamond-Plate tiles offer more than rugged good looks - they provide undeniable traction! Sure-footed employees make for a safer, more productive team.

FP1 - 18" Wide Diamond-Plate FOUNDATION® Platform Kits

	18" Length	36" Length	54" Length	72" Length
4" Height	FP3x4x18x18BK	FP3x4x18x36BK	FP3x4x18x54BK	FP3x4x18x72BK
8" Height	FP3x8x18x18BK	FP3x8x18x36BK	FP3x8x18x54BK	FP3x8x18x72BK
12" Height	FP3x12x18x18BK	FP3x12x18x36BK	FP3x12x18x54BK	FP3x12x18x72BK

FP1 - 36" Wide Diamond-Plate FOUNDATION® Platform Kits

	18" Length	36" Length	54" Length	72" Length
4" Height	FP3x4x36x18BK	FP3x4x36x36BK	FP3x4x36x54BK	FP3x4x36x72BK
8" Height	FP3x8x36x18BK	FP3x8x36x36BK	FP3x8x36x54BK	FP3x8x36x72BK
12" Height	FP3x12x36x18BK	FP3x12x36x36BK	FP3x12x36x54BK	FP3x12x36x72BK



8" height, 18" wide



8" height, 36" wide



SPECIFICATIONS

Compound: Aluminum Frame

Tiles: Polypropylene

Warranty: 1 year



FOUNDATION® TILES

CHOOSE FROM A VARIETY OF STYLES TO MEET YOUR DEMANDS. LIGHT-WEIGHT BUT HEAVY-DUTY, EACH TILE BOASTS A 400 POUND WEIGHT LOAD.



F01/F02/F03

FOUNDATION TILES


These 18" x 18" (.46 cm x .46 cm) tiles are for use with the FOUNDATION modular platform system. Quickly build and install FOUNDATION in a fraction of the time of traditional platforms.

Each FOUNDATION boasts a load rating of 400 lbs. and is manufactured of 100% recycled polypropylene to stand up to a wide range of chemicals.

Available in 3 surface patterns. The Open style provides drainage and features traction points for reliable slip prevention in wet areas. The Smooth version is lightly textured making it ideal for cart traffic and the use of anti-fatigue mats.



F01 - SMOOTH



F02 - OPEN



F03 - DIAMOND-PLATE

SIZE	THICKNESS	COLOR	ITEM NUMBER
18" x 18" (46cm x 46 cm)	2.75" (7cm)	BK	F01.18x18BK
18" x 18" (46cm x 46 cm)	2.75" (7cm)	BK	F01.18x18BK-CS4
18" x 18" (46cm x 46 cm)	2.75" (7cm)	BK	F02.18x18BK
18" x 18" (46cm x 46 cm)	2.75" (7cm)	BK	F02.18x18BK-CS4
18" x 18" (46cm x 46 cm)	2.75" (7cm)	BK	F03.18x18BK
18" x 18" (46cm x 46 cm)	2.75" (7cm)	BK	F03.18x18BK-CS4

Each FOUNDATION Tile is created using
100% RECYCLED POLYPROPYLENE



SPECIFICATIONS

Compound: Aluminum Frame

Tiles: Polypropylene

Warranty: 1 year



F1.R

FOUNDATION RAMPS

FOUNDATION Ramps create a smooth transition on and off FOUNDATION work platforms. 36" Wide ramp sections are placed at the end of the platform, locking in safely and securely. Made from heavy duty aluminum, 3 standard FOUNDATION ramps are available for platform heights from 4"-12". GripSafe Tape is available for added traction.


- 36" Wide
- 3 sizes to account for different height platforms:
- F1.R4-6x36.AL for 4-6" platforms, Ramp is 18"L x 36"W
- F1.R6-10x36.AL for 6-10" platforms, Ramp is 36"L x 36"W
- F1.R10-12x36.AL for 10-12" platforms, Ramp is 42"L x 36"W
- Approximately 12-16 degree slope for safe transition from floor to platform
- Heavy duty Aluminum build



4-6" RAMP



6-10" RAMP



10-12" RAMP

FOUNDATION RAMPS®			
PLATFORM HEIGHT	DIMENSIONS	COLOR	ITEM NUMBER
4-6" (10-15cm)	18" x 36"	Aluminum	F1.R4-6x36.AL
6-10" (15-25cm)	42" x 36"	Aluminum	F1.R6-10x36.AL
10-12" (25-30cm)	42" x 36"	Aluminum	F1.R10-12x36.AL



GRIP SAFE

050

4" x 45' (10cm x 14m)

GIVE YOUR RAMPS MORE TRACTION!

This adhesive strip is a convenient way to add traction to existing interior ramps, ladders and walkways. It readily adheres to concrete, metal and wood.

[Wearwell.com/FOUNDATION](https://www.wearwell.com/FOUNDATION)



POWERHOUSE™
by WEARWELL

CABLE PROTECTION

What are POWERHOUSE™ cable protectors?

The POWERHOUSE™ cable protection system is used to protect cables and hoses. Pneumatics, hydraulics and electricity are the powers that drive your business. Inside or out, hold the line with the POWERHOUSE™ cable protection system. Equipped with bright yellow lids for high visibility and quick recognition, Secure Lid-Lock feature (for general purpose and medium duty) to protect pedestrian traffic by preventing trip hazards. The POWERHOUSE™ cable protection system keeps people safe while protecting your equipment.

Why choose POWERHOUSE™ cable protectors?

POWERHOUSE™ cable protectors can be utilized indoors or outdoors. Constructed from durable TPU and PE, they are highly resistant to corrosion from oils and chemicals, and guard against impact and abrasion. POWERHOUSE cable protectors can withstand up to 20,000 pounds of pressure per tire. Hidden hinges allow for the lid to lie flat while protecting your cables from damage. POWERHOUSE™ cable protectors are covered by a 3 year indoor/1 year outdoor manufacturer's warranty.

How do I install POWERHOUSE™ cable protectors?

Create a custom path for your cables with the use of 22.5° left and right turns. Simply lay the female end over the male end to create durable interlocking connections for a secure hold that prevents separation from pedestrian and wheeled traffic.



HEAVY DUTY



up to
20,000 lbs
per tire*

MAX LOAD CAPACITY	Up to 20,000 lbs per tire
MAX CABLE DIAMETER	Holds a maximum of 2.25"(5.7cm) cable diameter
CHANNEL TYPE	Available in 3 or 5 channel
AVAILABLE TURNS	Optional 22.5° left and right turns
LID TYPE	Standard

AVAILABLE PARTS:



STRAIGHT




LEFT TURN



RIGHT TURN

MEDIUM DUTY



10,000 lbs
per tire*


MAX LOAD CAPACITY	10,000 lbs per tire
MAX CABLE DIAMETER	Holds a maximum of 1.25"(3cm) cable diameter
CHANNEL TYPE	Available in 5 channel only
AVAILABLE TURNS	N/A
LID TYPE	Lid-Lock safety lid

AVAILABLE PARTS:



STRAIGHT

GENERAL PURPOSE



10,000 lbs
per tire*

MAX LOAD CAPACITY	10,000 lbs per tire
MAX CABLE DIAMETER	Holds a maximum of 1.5"(3.8cm) cable diameter
CHANNEL TYPE	Available in 5 channel only
AVAILABLE TURNS	Optional 22.5° left and right turns
LID TYPE	Lid-Lock safety lid

AVAILABLE PARTS:



STRAIGHT



LEFT TURN



RIGHT TURN

*Load rating based on typical Semi-truck tire with a diameter of 40" and a width of 10.7". Load capacity will decrease as a tire diameter or width decrease.

POWERHOUSE™

NEW

PNEUMATICS, HYDRAULICS AND ELECTRICITY ARE THE POWERS THAT DRIVE YOUR BUSINESS. INSIDE OR OUT, CHOOSE THE POWERHOUSE CABLE PROTECTION SYSTEM.

MEDIUM DUTY

5 Channel - Straight

The 5 Channel Medium Duty POWERHOUSE provides protection for straight runs of cables and hoses. It features a locking lid and a load capacity of 10,000 lbs per tire.

5 Channel Medium Duty Cable Protector					
SIZE	HEIGHT	CABLE SIZE (OD)	COLOR	PSL (PER TIRE)	ITEM NUMBER
19.63" x 36" (49cm x 91cm)	2" (5cm)	1.25" (3cm)	BYL	10,000 lbs	PWR.5CHAN.MD.BYL



SPECIFICATIONS

Compound: TPU and PE
Turns: Not Available

Warranty: 3 year indoor/ 1 year outdoor

GENERAL PURPOSE

5 Channel - Straight

The 5 Channel General Purpose POWERHOUSE provides protection for straight runs or turns of cables and hoses. It features a locking lid and a load capacity of 10,000 lbs per tire.

5 Channel General Purpose Cable Protector					
SIZE	HEIGHT	CABLE SIZE (OD)	COLOR	PSL (PER TIRE)	ITEM NUMBER
19.63" x 36" (49cm x 91cm)	2.25" (5cm)	1.5" (3.8cm)	BYL	10,000 lbs	PWR.5CHAN.GP.BYL



SPECIFICATIONS

Compound: TPU and PE
Turns: Optional 19.75" x 12" (50 cm x 30 cm)
Left and Right turns

Warranty: 3 year indoor/ 1 year outdoor

POWERHOUSE™ NEW

PNEUMATICS, HYDRAULICS AND ELECTRICITY ARE THE POWERS THAT DRIVE YOUR BUSINESS. INSIDE OR OUT, HOLD THE LINE WITH THE POWERHOUSE CABLE PROTECTION SYSTEM.



HEAVY DUTY

3 Channel - Straight

The 3 Channel Heavy Duty POWERHOUSE features larger channels to protect thicker cables without increasing overall size. This style has a load of 14,000 lbs. per tire.

3 Channel Heavy Duty Cable Protector					
SIZE	HEIGHT	CABLE SIZE (OD)	COLOR	PSL (PER TIRE)	ITEM NUMBER
19.75" x 36" (50cm x 91cm)	3" (7.5cm)	2.25" (5.7cm)	BYL	14,000 lbs	PWR.3CHAN.HD.BYL



SPECIFICATIONS

Compound: TPU and PE

Turns: Optional 19.75" x 12" (50 cm x 30 cm)
Left and Right turns

Warranty: 3 year indoor/ 1 year outdoor



HEAVY DUTY

3 Channel- Turn

Your hoses and cables don't always run in one direction. 3 channel turns are available in 22.5° left and right turns to avoid costly kinks to hoses and cords.

3 Channel Heavy Duty Cable Protector					
SIZE	HEIGHT	CABLE SIZE (OD)	COLOR	PSL (PER TIRE)	ITEM NUMBER
19.75" x 12" (50cm x 30cm)	3" (7.5cm)	2.25" (5.7cm)	BYL	14,000 lbs	PWR.5CH.HD.LC.BYL
19.75" x 12" (50cm x 30cm)	3" (7.5cm)	2.25" (5.7cm)	BYL	14,000 lbs	PWR.5CH.HD.RC.BYL



SPECIFICATIONS

Compound: TPU and PE

Warranty: 3 year indoor/ 1 year outdoor



HEAVY DUTY

5 Channel - Straight

With capacity loads of 20,000 lbs per tire, you can count on the heavy duty 5 channel cable protector to protect multiple cords and hoses. With optional left and right turning capabilities, the Heavy Duty POWERHOUSE offers protection in different directions.

5 Channel Heavy Duty Cable Protector					
SIZE	HEIGHT	CABLE SIZE (OD)	COLOR	PSL (PER TIRE)	ITEM NUMBER
19.75" x 36" (50cm x 91cm)	2.25" (5.7cm)	1.5" (3.8cm)	BYL	20,000 lbs	PWR.5CHAN.HD.BYL



SPECIFICATIONS

Compound: TPU and PE

Turns: Optional 19.75" x 12" (50 cm x 30 cm)
Left and Right turns

Warranty: 3 year indoor/ 1 year outdoor

HEAVY DUTY

5 Channel - Turn

When multiple hoses and cables take a turn, use the 5 channel to protect them from damage and costly replacement.

5 Channel Heavy Duty Cable Protector					
SIZE	HEIGHT	CABLE SIZE (OD)	COLOR	PSL (PER TIRE)	ITEM NUMBER
19.75" x 12" (50cm x 30cm)	2.25" (5.7cm)	1.5" (3.8cm)	BYL	20,000 lbs	PWR.5CH.HD.LC.BYL
19.75" x 12" (50cm x 30cm)	2.25" (5.7cm)	1.5" (3.8cm)	BYL	20,000 lbs	PWR.5CH.HD.RC.BYL



SPECIFICATIONS

Compound: TPU and PE

Warranty: 3 year indoor/ 1 year outdoor

Wearwell.com/POWERHOUSE



FLOORING

What is ergonomic flooring?

Ergonomic flooring is made up of interlocking tiles. This modular design lets users replace damaged sections easily and expand or contract ergonomic work areas as needed. Tight seams, dependable installation, and a patented fastening system hold tiles so they stay put in application until unzipped for easy replacement and reconfiguration. That can't be said for modular matting.

Why choose ergonomic flooring?

Because your team doesn't just stand — they move — ergonomic flooring is your team's best defense against slips, trips, falls, heel strike, back pain, and muscle aches. Available in multiple styles. You can create the right field of play for your field of work. You can even incorporate color to define paths, heighten safety, and use in place of temporary tapes.

How do I install ergonomic flooring?

Installing Wearwell ergonomic flooring is a snap. Each of our ergonomic flooring tiles has male connectors on two sides and female connectors on the other two sides. Simply connect the tiles and trim them to accommodate any space. No adhesives or fasteners required.

33%

Occupational Injuries

are musculoskeletal resulting from over exertion or bodily reaction caused from an incident or repetition.

REJUVENATOR® FLOORING

Rejuvenator is a quality line of urethane matting and flooring — the undisputed record-holder when it comes to comfort, resilience, and long-term value.

PATENT US D653893

Rejuvenator® flooring, runners, and workstation mats will help your team stand stronger, longer. This ultimate product delivers the combination of durability, ergonomics, and awesome good looks! Manufactured from 100% polyurethane, Rejuvenator comes with an unparalleled lifetime-warranty. Simply put, we've engineered it to outlast and outperform any would-be rivals.

502

Flooring


Rejuvenator® Flooring features large, 3' x 3' (91cm x 91cm) and 1' x 3' (30cm x 91cm) modules — that interlock on all four sides to customize on-site virtually any flooring configuration. The interlock is incredibly effective and also hidden so the ergonomic floor you've created is seamless and stable underfoot. Having the ability to customize in one-foot increments and finish off with beveled ramps (yellow or black) sets it apart from all other polyurethane "wannabes."

502 Rejuvenator® Squared			
SIZE	THICKNESS	COLOR	ITEM NUMBER
1' x 3' (30cm x 91cm)	5/8" (16mm)	BK	502.58x1x3BK
3' x 3' (91cm x 91cm)	5/8" (16mm)	BK	502.58x3x3BK

UNIVERSAL REJUVENATOR® RAMPS			
SIZE	THICKNESS	COLOR	ITEM NUMBER
2" x 39" (5cm x 96cm)	5/8" (16mm)	BK, YL	502.58x2x39F
2" x 39" (5cm x 96cm)	5/8" (16mm)	BK, YL	502.58x2x39M


F: Female connector M: Male connector
Rejuvenator® edging is universal to all Rejuvenator® tiles

Rejuvenator flooring has 2" (5cm) wide ramps that provide a visual cue and transition for on-off access.



SPECIFICATIONS

Compound: Polyurethane
Edges: Optional 2" (5cm) - Wide Safety Edging
Warranty: Lifetime





502

Runner

Rejuvenator® Runners give you the option to create 2' (61cm) and 3' (91cm) wide runs of ergonomic matting. With a female end and a male end, all that's left is to connect as many centers as you need for your space. The molded-in ramps reduce installation time and costs.

502 Rejuvenator® Squared			
SIZE	THICKNESS	COLOR	ITEM NUMBER
2' x 5' (61cm x 152cm)	5/8" (16mm)	BK	502.58x2x5CBK
2' x 5' (61cm x 152cm)	5/8" (16mm)	BK	502.58x2x5EFBK
2' x 5' (61cm x 152cm)	5/8" (16mm)	BK	502.58x2x5EMBK
3' x 5' (91cm x 152cm)	5/8" (16mm)	BK	502.58x3x5CBK
3' x 5' (91cm x 152cm)	5/8" (16mm)	BK	502.58x3x5EFBK
3' x 5' (91cm x 152cm)	5/8" (16mm)	BK	502.58x3x5EMBK



C: Center
EF: End, Female
EM: End, Male

SPECIFICATIONS

Compound: Polyurethane
Edges: Molded-in Safety Bevel
Warranty: Lifetime

Need a longer runner?

Simply add more 5' center mats for unlimited length!



502

Workstation Mat

Rejuvenator® Workstation Mats provide an out-of-the-box anti-fatigue solution for workers who spend most of their shift standing at one station. Rejuvenator® Workstation Mats feature the same awesome aesthetics as the rest of the Rejuvenator® products, so your facility can look clean and consistent.

502 Rejuvenator® Squared			
SIZE	THICKNESS	COLOR	ITEM NUMBER
2' x 3' (61cm x 91cm)	5/8" (16mm)	BK	502.58x2x3BK
2' x 5' (61cm x 152cm)	5/8" (16mm)	BK	502.58x2x5BK
3' x 5' (91cm x 152cm)	5/8" (16mm)	BK	502.58x3x5BK



SPECIFICATIONS
Compound: Polyurethane
Edges: Molded-in Safety Bevel
Warranty: Lifetime

ERGODECK® MAX FLOORING

ErgoDeck® flooring was engineered with the evolving workplace in mind and can be used to cover large workspaces or custom work cells where traditional matting products fail. Think of ErgoDeck® as the “field conditions” your industrial athletes need to play their best.

PATENT US 8,006,443B2 PATENT US D5210,650S

ErgoDeck® tiles have patented LockSafe® technology, that holds secure but can be taken apart and reconnected on demand. Available in a wide variety of styles, ErgoDeck® MAX is a combination of Nitricell® sponge and silicone-free PVC while other ErgoDeck® Flooring products are made of 100% silicone-free PVC.

The robust 7/8" (22mm)-thick tiles install quickly with no tools required. Tiles from the different ErgoDeck® models can be combined.

Reduce costs and improve safety! Easily replace single tiles or sections as needed. Reduce slips, trips, falls, and severity of impact. Avoid costly floor repairs, cover cracks that may pose hazards, and improve aesthetics.

598/599/600

MAX

Our greatest innovation to date, combining ErgoDeck with our premium Nitricell® sponge to create ErgoDeck® MAX. ErgoDeck® MAX offers structural support AND impact absorption for healthier and more productive employees, even in multi-shift operations.

ErgoDeck® MAX is best suited for dry environments, including manufacturing, transportation, automotive or fulfillment, anywhere workers stand on hard, cold, unforgiving concrete.

Whether it's assembly lines, CNC workstations or quality control inspection, ErgoDeck® MAX will outperform expectations to reduce safety incidents and absenteeism, resulting in improved morale and productivity.

SIZE	THICKNESS	COLOR	ITEM NUMBER
18" x 18" (46cm x 46 cm)	7/8" (22mm)	CH	598.78x18x18CH-CS10
18" x 18" (46cm x 46 cm)	7/8" (22mm)	BK	598.78x18x18BK-CS10
18" x 18" (46cm x 46 cm)	7/8" (22mm)	CH	599.78x18x18CH-CS10
18" x 18" (46cm x 46 cm)	7/8" (22mm)	BK	599.78x18x18BK-CS10
18" x 18" (46cm x 46 cm)	7/8" (22mm)	CH	600.78x18x18CH-CS10
18" x 18" (46cm x 46 cm)	7/8" (22mm)	BK	600.78x18x18BK-CS10



598



599



600



SPECIFICATIONS

Compound: PVC/Sponge
Edges: Optional 6" (15cm) -
Wide Safety Ramps
Warranty: Lifetime



ErgoDeck® MAX carries a
Limited-Lifetime Warranty.



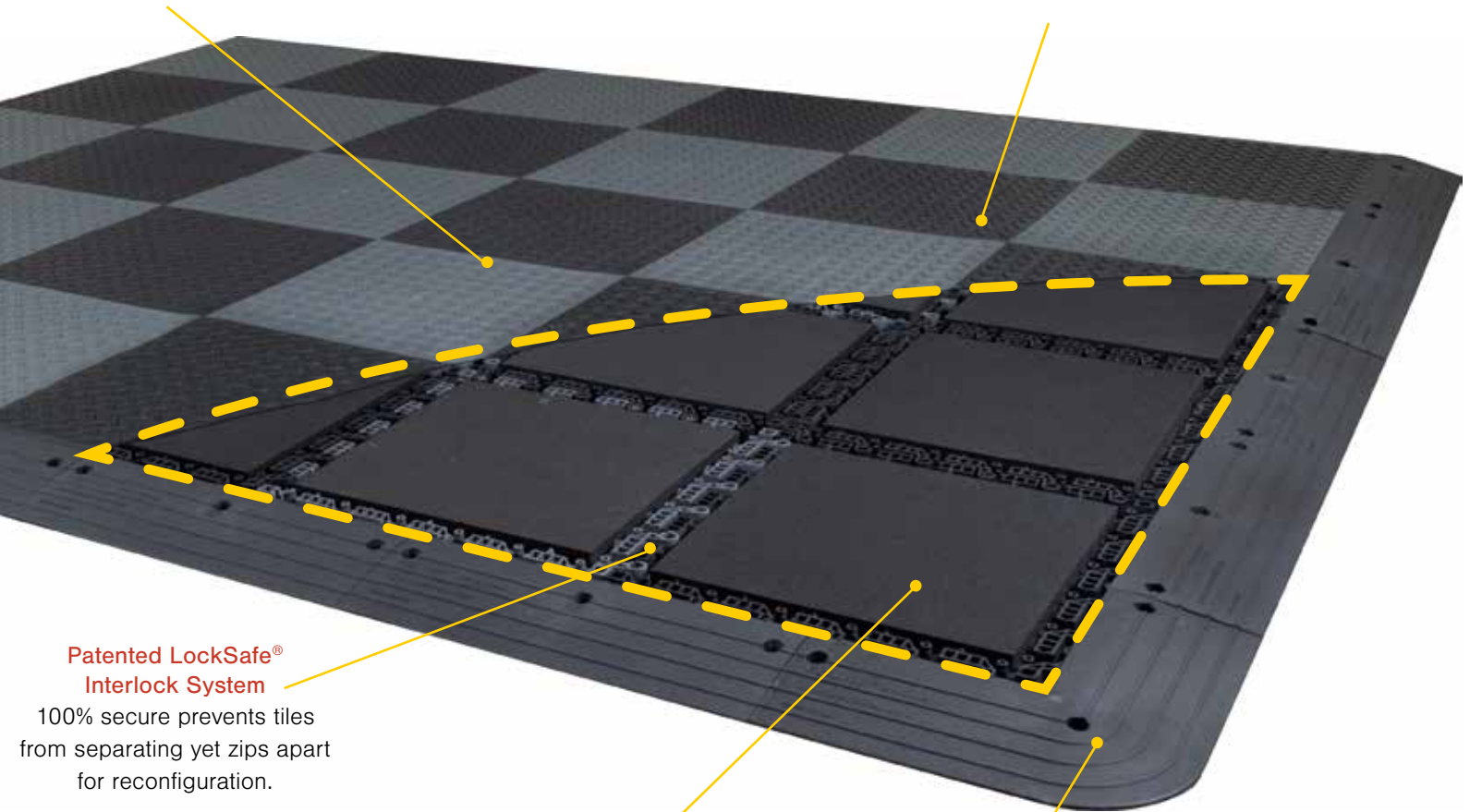
ERGODECK MAX[®]

Easy To Install

Large 18" x 18" (46 cm x 46 cm) tiles cover large areas quickly.

Flexible PVC FOUNDATION

Provides structural ergonomic support and impact absorption.



Patented LockSafe[®] Interlock System

100% secure prevents tiles from separating yet zips apart for reconfiguration.

Nitricell[®] Premium Sponge Core

Formulated for crush resistance and unmatched performance. Absorbs repeated compression and bounces back to its original form, at a rate that can't be beat by any other sponge in the industry.

Universal Ramps

The 6" (15 cm) wide safety ramps work on our entire line of ErgoDeck[®] tiles.

- **Wall-To-Wall ErgoDeck[®]** - All styles of ErgoDeck[®] connect together. So go ahead, mix and match.

- **Value** - Easily replace single tiles or sections as needed. This keeps replacement costs down!

ERGODECK® HEAVY DUTY FLOORING

ErgoDeck® flooring has a patented LockSafe® mechanism guarantees secure connections that can be "zipped" apart when needed. If a tile wears out, simply pop it out and replace it.

PATENT US 8,006,443B2 PATENT US D5210,650S

560/561/562/563/569/591

Heavy Duty

ErgoDeck® Heavy Duty Solid (562) & Diamond-Plate (591) are designed for work areas with heavy foot traffic. The firmer compound supports heavier loads, while the underside box-spring design provides structural support and impact absorption to reduce heel strike, even in multi-shift operations.

ErgoDeck® Heavy Duty Open (560), the perforated design facilitates drainage with 15/16" (24mm) holes, while the firm structure of the 100% silicone-free PVC compound provides a solid FOUNDATION for carts and workers. GRITSHIELD™ can be added to both the Solid and Open styles for added traction.

ErgoDeck® Smooth™ Heavy Duty (569) Ideal for cart traffic and pivoting, ErgoDeck Smooth™ Heavy Duty is a robust, high performance solution for wheeled traffic that makes moving heavy loads easier than ever! Unlike soft mats that deform under load, ErgoDeck Smooth features a lightly textured surface that is easy to clean but without compromising traction..


Optional 6" (22cm) wide ramps are cart friendly, allowing easy on-off access.



562



591



560



569

SIZE	THICKNESS	COLOR	ITEM NUMBER
560 ErgoDeck® Heavy Duty Open			
18" x 18" (46cm x 46cm)	7/8" (22mm)	BK	560.78x18x18BK-CS10
561 ErgoDeck® Heavy Duty Open w/GRITSHIELD™			
18" x 18" (46cm x 46cm)	7/8" (22mm)	BK	561.78x18x18BK-CS10
562 ErgoDeck® Heavy Duty Solid			
18" x 18" (46cm x 46cm)	7/8" (22mm)	BK	562.78x18x18BK-CS10
563 ErgoDeck® Heavy Duty Solid w/GRITSHIELD™			
18" x 18" (46cm x 46cm)	7/8" (22mm)	BK	563.78x18x18BK-CS10
569 ErgoDeck® Heavy Duty Smooth™			
18" x 18" (46cm x 46 cm)	7/8" (22mm)	BK	569.78x18x18BK-CS10
18" x 18" (46cm x 46 cm)	7/8" (22mm)	CH	569.78x18x18CH-CS10
591 ErgoDeck® Heavy Duty Diamond-Plate			
18" x 18" (46cm x 46 cm)	7/8" (22mm)	BK	591.78x18x18BK-CS10
18" x 18" (46cm x 46 cm)	7/8" (22mm)	CH	591.78x18x18CH-CS10



563 ErgoDeck® GRITSHIELD™



561 ErgoDeck® GRITSHIELD™

SPECIFICATIONS

Compound: PVC
Edges: Optional 6" (15cm) - Wide Safety Ramps
Warranty: Lifetime
(560, 562, 569, 591)
1 Year (561, 563)





552/553

Heavy Duty No-Slip Cleats

ErgoDeck® flooring with Integrated No-Slip Cleats delivers a sure-footed work surface for maximum productivity, performance, and safety — even in the most demanding workplace conditions. The cleated design — modeled after the cleats that professional athletes wear for traction — overcomes harsh and slick workplace conditions.

While gritted mats provide some temporary traction, they wear with use and become slippery with saturation over time. ErgoDeck® with Integrated No-Slip Cleats, on the other hand, is built to last. Unlike gritted mats — which cannot be maintained and cleaned — ErgoDeck® with Integrated No-Slip Cleats can withstand power washing, scrubbing, and aggressive cleaning. Available in a closed design and an open with 15/16" (24mm) holes, for areas that have a lot of fluids.

SIZE	THICKNESS	COLOR	ITEM NUMBER
552 ErgoDeck® w/Integrated No-Slip Cleats Solid			
18" x 18" (46cm X 46cm)	7/8" (22mm)	BK	552.78x18x18BK-CS10
18" x 18" (46cm X 46cm)	7/8" (22mm)	CH	552.78x18x18CH-CS10
553 ErgoDeck® w/Integrated No-Slip Cleats Open			
18" x 18" (46cm X 46cm)	7/8" (22mm)	BK	553.78x18x18BK-CS10




552



553

SPECIFICATIONS

Compound: PVC
Edges: Optional 6" (15cm) -
 Wide Safety Ramps
Warranty: 3 Years



**Don't be fooled by
 the competition.
 There's only one
 ERGODECK®**

Check out
ErgoDeck® ESD
 on page 35

ERGODECK® GENERAL PURPOSE FLOORING

ErgoDeck® flooring has a patented LockSafe® mechanism that guarantees secure connections that can be "zipped" apart when needed. If a tile wears out, simply pop it out and replace it.

PATENT US 8,006,443B2 PATENT US D5210,650S

564/565/566/567/568/590 General Purpose

ErgoDeck® General Purpose offers a wide range of anti-fatigue solutions. The softer compound and box-spring underside compresses under foot providing anti-fatigue benefits and the necessary structure for rolling carts. The ever popular Diamond-Plate surface pattern provides traction and gives you the Industrial look your facility needs.

Our GRITSHIELD™ option delivers even more traction!


ErgoDeck® Smooth™, a high performance anti-fatigue surface ideal for cart traffic and pivoting that makes rolling, stopping and starting movements easier than ever.



566



590



564



568


ADDITIONAL 566 STOCKED COLORS*



White (WH)

Blue (BL)
Pantone 19-3953Green (GN)
Pantone 3425M-3415MYellow (YL)
Pantone 115M - 114MRed (RD)
Pantone 200M - 199M

SIZE	THICKNESS	COLOR	ITEM NUMBER
ErgoDeck® General Purpose Open			
18" x 18" (46cm x 46 cm)	7/8" (22mm)	CH	564.78x18x18CH-CS10
18" x 18" (46cm x 46 cm)	7/8" (22mm)	BK	564.78x18x18BK-CS10
ErgoDeck® General Purpose Open with GRITSHIELD™			
18" x 18" (46cm x 46 cm)	7/8" (22mm)	CH	565.78x18x18CH-CS10
ErgoDeck® General Purpose Solid			
18" x 18" (46cm x 46 cm)	7/8" (22mm)	CH	566.78x18x18CH-CS10
18" x 18" (46cm x 46 cm)	7/8" (22mm)	BK	566.78x18x18BK-CS10
ErgoDeck® General Purpose Solid with GRITSHIELD™			
18" x 18" (46cm x 46 cm)	7/8" (22mm)	CH	567.78x18x18CH-CS10
ErgoDeck® General Purpose Smooth			
18" x 18" (46cm x 46 cm)	7/8" (22mm)	CH	568.78x18x18CH-CS10
ErgoDeck® Diamond-Plate			
18" x 18" (46cm x 46 cm)	7/8" (22mm)	CH	590.78x18x18CH-CS10
18" x 18" (46cm x 46 cm)	7/8" (22mm)	BK	590.78x18x18BK-CS10



567 available with GRITSHIELD™



565 available with GRITSHIELD™

SPECIFICATIONS

Compound: PVC

Edges: Optional 6" (15cm) -

Wide Safety Ramps

Warranty: Lifetime




556

ErgoDeck® Comfort

ErgoDeck® Comfort provides “rubber-like” resilience underfoot with its spring-back design...engineered to cushion the impact of long-term standing. The raised surface design delivers substantial traction and 6" wide borders on 3 sides to prevent trips.

SIZE	THICKNESS	COLOR	ITEM NUMBER
18" x 18" (46cm x 46 cm)	7/8" (22mm)	CH	556.78x18x18x18CH-CS10

**SPECIFICATIONS**

Compound: PVC
Edges: Optional 6" (15cm) -
Wide Safety Ramps
Warranty: Lifetime

566-ILL

ErgoDeck® Illuminate System

ErgoDeck® Illuminate tiles offer a convenient way to light up poorly lit work areas from the floor up. Each tile can accommodate up to five Illuminate channels. The system is extremely simple, flexible and cost effective. Wearwell offers the customized ErgoDeck tiles, the aluminum channel with your choice of clear or frosted lens. Accommodates a wide range of LED lighting systems.

SIZE	THICKNESS	COLOR	ITEM NUMBER
18" x 18" (46cm x 46 cm)	7/8" (22mm)	CH	566.CH.Chan1-CS10

The aluminum channel with your choice of clear or frosted lens sold separately.

**SPECIFICATIONS**

Compound: PVC
Edges: Optional 6" (15cm) -
Wide Safety Ramps
Warranty: Lifetime

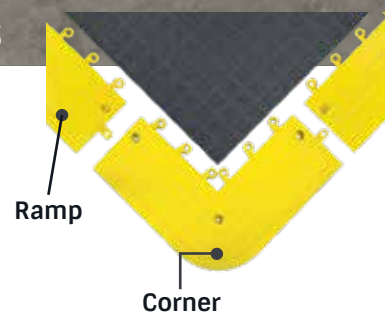


560/561/564

Ramps / Corners

ErgoDeck® ramps and corners are compatible with all ErgoDeck® styles. Robust 6" (15cm) wide ramps prevent trip hazards and allow easy access for wheeled traffic. Available with GRITSHIELD™ for additional traction.

ErgoDeck® RAMPS AND CORNERS				
SIZE	DESCRIPTION	COLOR	UOM	ITEM NUMBER
OUTSIDE CORNERS				
6" x 15" x 15" (15cm x 38cm x 38cm)	Heavy Duty	BK, YL	CS of 4	560.78x6x15x15-CS4
6" x 15" x 15" (15cm x 38cm x 38cm)	w/ GRITSHIELD	BK	CS of 4	561.78x6x15x15-CS4
INSIDE CORNERS				
6" x 9" x 9" (15cm x 23cm x 23cm)	Heavy Duty	BK, YL	EA	560.78x6x9x9
6" x 9" x 9" (15cm x 23cm x 23cm)	w/ GRITSHIELD	BK	EA	561.78x6x9x9
RAMPS				
6" x 18" (15cm x 46cm)	Heavy Duty	BK, YL	CS of 10	560.78x6x18-CS10
6" x 18" (15cm x 46cm)	w/ GRITSHIELD	BK	CS of 10	561.78x6x18-CS10



Universal to
all ErgoDeck®
Products

ERGODECK® FLOORING


ErgoDeck® flooring has a patented LockSafe® mechanism that guarantees secure connections that can be "zipped" apart when needed. If a tile wears out, simply pop it out and replace it.

PATENT US 8,006,443B2 PATENT US D5210,650S

557

ErgoDeck® ESD

tatic electricity is created by two materials rubbing together, and seeks a path to ground – often through the human body or through sensitive, conductive equipment. The best way to eliminate these risks is to create a static-dissipative environment. ErgoDeck ESD – a comprehensive flooring solution – offers the best defense. Used over conductive sub-flooring, ErgoDeck ESD is your best defense against fatigue and static shock that could compromise the quality of your products. Made of a proprietary TPO/Carbon blend, the ESD properties are throughout the entire tile. Must be used over conductive flooring. Positive interlocks stay secure, ensuring areas of any size are protected When installed wall-to-wall, ramps and corners aren't necessary. For transition areas use ErgoDeck's standard, universal ramps.



SPECIFICATIONS

Compound: PVC
Edges: Optional 6" (15cm) -
Wide Safety Ramps
Warranty: Lifetime

SIZE	THICKNESS	COLOR	ITEM NUMBER
18" x 18" (46cm x 46 cm)	7/8" (22mm)	CH	557.78x18x18x18BK-CS10

560-AL

ErgoDeck® Aluminum Ramps



Inside Corner



Outside Corner



ErgoDeck® RAMPS AND CORNERS				
SIZE	DESCRIPTION	COLOR	UOM	ITEM NUMBER
OUTSIDE CORNERS				
6" x 15" x 15" (15cm x 38cm x 38cm)	Heavy Duty	BK, YL	CS of 4	560.78x6x15x15-CS4
6" x 15" x 15" (15cm x 38cm x 38cm)	w/ GRITSHIELD	BK	CS of 4	561.78x6x15x15-CS4
6" x 15" x 15" (15cm x 38cm x 38cm)	Aluminum	Silver	CS of 4	560-OCAL
INSIDE CORNERS				
6" x 9" x 9" (15cm x 23cm x 23cm)	Heavy Duty	BK, YL	EA	560.78x6x9x9
6" x 9" x 9" (15cm x 23cm x 23cm)	w/ GRITSHIELD	BK	EA	561.78x6x9x9
6" x 9" x 9" (15cm x 23cm x 23cm)	Aluminum	Silver	CS of 4	560-ICAL
RAMPS				
6" x 18" (15cm x 46cm)	Heavy Duty	BK, YL	CS of 10	560.78x6x18-CS10
6" x 18" (15cm x 46cm)	w/ GRITSHIELD	BK	CS of 10	561.78x6x18-CS10
6" x 18" (15cm x 46cm)	Aluminum	Silver	EA	560.78x6x36AL




560-EDLC ErgoDeck® Locksafe Connector-12 Pack

Changes and scraps happen. Left over pieces, mis-cuts, and reconfigurations are all part of installations. Now LOCKSAFE Connectors eliminate waste and allow you to add another interlocking edge to leftover ErgoDeck! Get the most out of your ErgoDeck installation with Wearwell's 560LOCKSAFE.BK-PK12 Connectors.



SIZE	THICKNESS	COLOR	ITEM NUMBER
6" x 27" (15cm x 68.6 cm)	9.75" (2.46cm)	BK	560.LOCKSAFE.BK-PK12



**ASK ABOUT
ERGODECK® KITS**
All the components
needed for a standard
size workstation mat.



WEARWELL™ F.I.T.™ SYSTEM



F.I.T.™ Tiles are the most versatile 12" x 12" (30cm x 30cm) interlocking ergonomic flooring system on the market. Its patented LockSafe® connections and lightweight design make handling and maintenance a snap. US REG NO. 3,739,71

Today, workspaces are designed in a wide variety of shapes and sizes. That's where an easy, customizable solution like F.I.T.™ (Functional Interlocking Tiles) comes into play. The F.I.T.™ Tiles are 5/8" (16mm) thick, 12" (30cm) x 12" (30cm) interconnecting, 100% silicone free and feature a lightweight, flexible design that allows tiles to be cut and reconnected every three inches. While the LockSafe® Positive Interlocking System prevents separation during use, one can easily unzip tiles to replace single pieces or sections as needed.

Thanks to versatility and durability, the F.I.T.™ system can be used for many otherwise challenging applications. Cover a less-than-ideal floor (such as cracked concrete) with a F.I.T.™ system to provide standing relief, safety underfoot, and traction for workers — not to mention world-class aesthetics. Assemblies of the F.I.T.™ Tiles can also be rolled up without coming apart, making it an ideal solution for areas that require frequent cleaning.

See F.I.T. Kits on Pg. 34

548


F.I.T.™ Comfort Deck

Out with the old and in with the new and improved!

Comfort Deck was a well-loved Wearwell product, but it had a few flaws. There were size limitations, it lacked anti-fatigue benefits and couldn't be customized. We set out to find a better solution.

F.I.T.™ Comfort Deck has the surface pattern loved by all with the benefits of F.I.T.!! The highly textured surface design provides extra traction in slippery conditions. The tiles feature an open-hole design that allows for quick drainage resulting in a drier standing area. The unique nub pattern provides the ultimate comfort and anti-fatigue surface for your Industrial Athletes to stand on.

SIZE	THICKNESS	COLOR	ITEM NUMBER
12" x 12" (30cm x 30cm)	5/8" (16mm)	BK	548.58x12x12BK-CS20



Slip Resistant
Surface Pattern

Unique high
traction design

SPECIFICATIONS

Compound: PVC

Edges: Optional 3" (8cm) Wide

Warranty: 1 Year



**Now you can have it all.
High traction and comfort in
the all new F.I.T. Comfort Deck!**



541

F.I.T.™ Solid

F.I.T.™ Solid features a solid-top surface design for dry-area applications. Best for workspaces with only modest moisture and over-spray, these tiles are strong enough to withstand modest cart traffic while still delivering enough cushion to provide an ergonomic work surface for standing and mobile workers.

SIZE	THICKNESS	COLOR	ITEM NUMBER
12" x 12" (30cm x 30cm)	5/8" (16mm)	BK	541.58x12x12BK-CS20



SPECIFICATIONS

Compound: PVC
Edges: Optional 3" (8cm) Wide
Warranty: 1 Year



540

F.I.T.™ Open

F.I.T.™ Open features an open-11/16" (17mm) hole design for rapid and complete drainage of fluids. The surface slants towards the holes in the tiles to facilitate quick drainage and ensure a safe, dry standing area for workers. Use F.I.T.™ Open to convert wet and dirty floor areas into ergonomic work zones for your team.

SIZE	THICKNESS	COLOR	ITEM NUMBER
12" x 12" (30cm x 30 cm)	5/8" (16mm)	BK	540.58x12x12BK-CS20
12" x 12" (30cm x 30 cm)	5/8" (16mm)	GN	540.58x12x12GN-CS20
12" x 12" (30cm x 30 cm)	5/8" (16mm)	RD	540.58x12x12RD-CS20



SPECIFICATIONS

Compound: PVC
Edges: Optional 3" (8cm) Wide
Warranty: 1 Year



540

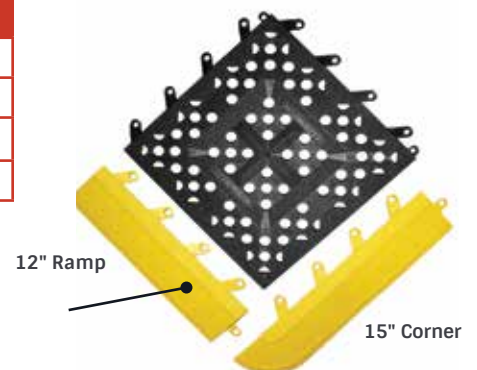
UNIVERSAL F.I.T.™ EDGING

SIZE	THICKNESS	COLOR	ITEM NUMBER
3" x 12" (8cm x 30cm)	5/8" (16mm)	BK	540.58x3x12BK-CS20
3" x 12" (8cm x 30cm)	5/8" (16mm)	YL	540.58x3x12YL-CS20
3" x 15" (8cm x 30cm)	5/8" (16mm)	BK	540.58x3x15BK-CS4*
3" x 15" (8cm x 30cm)	5/8" (16mm)	YL	540.58x3x15YL-CS4*

*Ramp with corner

All F.I.T.™ edging is universal to all F.I.T.™ tiles

F.I.T. Tiles have 3" (8cm) - wide ramps that provide a visual cue and transition for on-off access. Compatible with all F.I.T. products.





MATTING

What is ergonomic matting?

Ergonomic matting is the tried-and-true anti-fatigue solution for workstations and assembly lines. Made up of two layers — a surface and a sponge foundation — a mat should never be judged by its cover. Only Wearwell offers three types of sponge, giving you degrees of cushion, rebound, and resilience to choose from.

Why choose ergonomic matting?

Ergonomic matting provides support to standing workers throughout your facility. Specially designed mats also act as a safety measure, defending against workplace dangers such as slips, trips, and falls, as well as contamination and high voltage. Studies show, too, that matting delivers quantifiable improvements in productivity and lost time.

How do I install ergonomic matting?

Ergonomic matting comes in basic geometric shapes sized to fit in most standard workstation layouts. Manageable in size, they can be simply laid down or rolled out. Mats can also be cut to specified lengths, widths, and shapes. For larger and custom mats, consider handling and access to the area in question.

Dual layer mats

We have a variety of familiar top surfaces, but the difference lies beneath. Only Wearwell gives you a choice of three sponges. The perfect solution if:

- The area is dry with medium to heavy foot traffic
 - Life expectancy in use is important
 - Goals include heightened morale, productivity, health, and safety
-

WEARWELL[®] MATTING



Wearwell has a range of matting to meet everyday needs and more! With specialized anti-slide matting, anti-spark matting, and chemical resistant corrugated matting. Wearwell has the matting that will meet the needs of any environment.

WOW!
FINISH
**STOP
SLIDING
MATS!**



DIAMOND-PLATE WITH WOW! FINISH

Our latest innovation keeps mats from sliding around on the floor BUT allows them to be relocated as needed. Heel strikes and foot traffic can cause mats to slowly shift or “creep” away from its original location. This can damage the mat and pose trip hazards. The WOW! Finish keeps mats in place and prevents “mat creep”!

814/815 Nitricell[®] Diamond-Plate SpongeCote[®] with WOW!

Wearwell continues to set the industry benchmark in matting, flooring, and facility solutions. WOW!, a special finish that prevents mats from sliding in use, is no exception. Whether you are working on dusty concrete or slick epoxy, mats should not slide around. WOW! finally solves this decades old problem. UltraSoft Diamond-Plate SpongeCote with WOW! has taken our most premium UltraSoft products to the next level.



814 Nitricell[®] Diamond-Plate SpongeCote[®] UltraSoft with WOW!

15/16" (24mm) Thickness

SIZE	COLOR	ITEM NUMBER
2' x 3' (61cm x 91cm)	BK, BYL, CHV, GY	814.1516x2x3
2' x 75' (61cm x 23m)	BK, BYL, CHV, GY	814.1516x2x75
3' x 5' (91cm x 1.5m)	BK, BYL, CHV, GY	814.1516x3x5
3' x 10' (91cm x 3m)	BK, BYL, CHV, GY	814.1516x3x10
3' x 20' (91cm x 6.1m)	BK, BYL, CHV, GY	814.1516x3x20
3 x 75' (91cm x 23m)	BK, BYL, CHV, GY	814.1516x3x75
4' x 75' (122cm x 23m)	BK, BYL, CHV, GY	814.1516x4x75
5' x 75' (152cm x 23m)	BK, BYL	814.1516x5x75
6' x 75' (1.9m x 23m)	BK, BYL	814.1516x6x75

815 Nitricell[®] Diamond-Plate SpongeCote[®] with WOW!

9/16" (14mm) Thickness

SIZE	COLOR	ITEM NUMBER
2' x 3' (61cm x 91cm)	BK, BYL, CHV, GY	815.916x2x3
2' x 75' (61cm x 23m)	BK, BYL, CHV, GY	815.916x2x75
3' x 5' (91cm x 1.5m)	BK, BYL, CHV, GY	815.916x3x5
3' x 10' (91cm x 3m)	BK, BYL, CHV, GY	815.916x3x10
3' x 20' (91cm x 6.1m)	BK, BYL, CHV, GY	815.916x3x20
3' x 75' (91cm x 23m)	BK, BYL, CHV, GY	815.916x3x75
4' x 75' (122cm x 23m)	BK, BYL, CHV, GY	815.916x4x75
5' x 75' (152cm x 23m)	BK, BYL	815.916x5x75
6' x 75' (1.9m x 23m)	BK, BYL	815.916x6x75

446


Rubber DP Spongecote®



Rubber DP elevates Diamond-Plate to the next level of resilience, traction, and ergonomics. More traction prevents slips; chemical resistant surface means a longer life, and an ignition point of over 500 degrees means deflected sparks and shards for welding. Wearwell's specially created Nitricell ergonomic sponge means more energy and morale on the job, and fewer injuries associated with overall increased productivity.

Fight fatigue with the industry's best Nitricell® sponge base. Rubber DP SpongeCote® repels sparks and delivers more slip prevention and chemical resistance than traditional PVC mats. The 1/8" surface is bonded to a Nitrile enhanced sponge base (Nitricell®) that absorbs repeated compression and bounces back to its original form better than any PVC sponge alternative. Accept no substitutes in your high-demand welding and industrial applications!

- Greater slip-resistance
- Melting point of over 500° Fahrenheit
- Unparalleled customization
- Best Nitricell Sponge
- Available in 2 thicknesses
- NSFI Certified



Standard sizes available in 1' increments up to 75'
Need a custom size, shape or configuration? We have you covered!

SIZE	THICKNESS	COLOR	ITEM NUMBER
2' x 3'	7/8"	BK	446.78x2x3BK
3' x 5'	7/8"	BK	446.78x3x5BK
3' x 75'	7/8"	BK	446.78x3x75BK
4' x 75'	7/8"	BK	446.78x4x75BK

SIZE	THICKNESS	COLOR	ITEM NUMBER
2' x 3'	9/16"	BK	446.916x2x3BK
3' x 5'	9/16"	BK	446.916x3x5BK
3' x 75'	9/16"	BK	446.916x3x75BK
4' x 75'	9/16"	BK	446.916x4x75BK

447

WeldSafe®



WeldSafe® has a specially formulated rubber surface that repels sparks and hot metal shards. With a melting point of over 500° Fahrenheit, the surface is perfect for welding workstations. WeldSafe® is backed with a nitrile-enhanced Nitricell® sponge base that absorbs repeated compression and bounces back to its original form better than any PVC sponge alternative. Available in 1" (25mm) and 11/16" (17mm) thicknesses, Accept no substitutes in your critical welding applications!

9/16" (14mm)-THICK		
SIZE	COLOR	ITEM NUMBER
2' x 3' (61cm x 91cm)	BK	447.916x2x3
2' x 75' (61cm x 23m)	BK	447.916x2x75
3' x 5' (91cm x 1.5m)	BK	447.916x3x5
3' x 75' (91cm x 23m)	BK	447.916x3x75
4' x 75' (122cm x 23m)	BK	447.916x4x75

7/8" (22mm)-THICK		
SIZE	COLOR	ITEM NUMBER
2' x 3' (61cm x 91cm)	BK	447.78x2x3
2' x 75' (61cm x 23m)	BK	447.78x2x75
3' x 5' (91cm x 1.5m)	BK	447.78x3x5
3' x 75' (91cm x 23m)	BK	447.78x3x75
4' x 75' (122cm x 23m)	BK	447.78x4x75

SPECIFICATIONS

Rubber Surface
Nitricell® Sponge

Edges: Machine Beveled

Warranty: 4 Years



Available in cuts up to 75' (23m)



DIAMOND-PLATE

Wearwell was the first to introduce Diamond-Plate in 1989. Since then, we've continued to innovate. Today we offer more diamond-plate options than any competitor.

Prioritize your mat's features by importance and use the star treatment to choose the diamond plate that best fits the needs for your industrial athlete.



GOOD

BETTER

BEST

























Compound

Urethane

US REG. NO: 3,739,714

PVC

Nitrile Rubber

Product Family	497 	495	414, 415, 416
Description	Made from 100% recycled urethane sponge, SMART® is a durable matting base that combines comfort, ecology, and economy. Best suited for dry commercial and industrial applications, this green material is a Wearwell exclusive.	Flex-Link™ is a PVC sponge comparable to those used by our competitors, at a similar price point. The difference is our tapered Flex-Link™ base, which offers a larger usable ergonomic area, reduces trip hazards, and keeps our mats from sliding.	No. 1 in customer satisfaction for over 20 years, Nitricell® is the industry original. Consistently outperforming competitors in critical categories, including comfort, customization, performance, rebound, and standing area. Available with GRITSHIELD™ for improved traction.
Standing Area	★	★ ★	★ ★ ★
Rebound	★ ★ ★	★	★ ★ ★
Life Expectancy	★	★ ★	★ ★ ★
Bevel	★	★ ★	★ ★ ★
Green	★ ★ ★	★	★
Price Point	★ ★ ★	★ ★	★
Value	★	★ ★	★ ★ ★
Customization	★	★	★ ★ ★
Warranty	1 Year	3 Years	Lifetime (414, 415 Standard) 4-Year (414, 415 Custom Mat) 1-Year (416) 
Application	D 	D 	D  
Industry	  	 	   
Colors	 	 	  



Use Your Phone's Camera
App to Watch The Video
On Diamond-Plate





415/414

Nitricell® Diamond-Plate SpongeCote®

415 Nitricell® Diamond-Plate SpongeCote® 9/16" (14mm) Thickness		
SIZE	COLOR	ITEM NUMBER
2' x 3' (61cm x 91cm)	BK, BYL, CHV, GY	415.916x2x3
2' x 75' (61cm x 23m)	BK, BYL, CHV, GY	415.916x2x75
3' x 5' (91cm x 1.5m)	BK, BYL, CHV, GY	415.916x3x5
3' x 10' (91cm x 3m)	BK, BYL, CHV, GY	415.916x3x10
3' x 20' (91cm x 6.1m)	BK, BYL, CHV, GY	415.916x3x20
3' x 75' (91cm x 23m)	BK, BYL, CHV, GY	415.916x3x75
4' x 75' (122cm x 23m)	BK, BYL, CHV, GY	415.916x4x75
5' x 75' (152cm x 23m)	BK, BYL	415.916x5x75
6' x 75' (1.9m x 23m)	BK, BYL	415.916x6x75

414 Nitricell® Diamond-Plate SpongeCote® UltraSoft 15/16" (24mm) Thickness		
SIZE	COLOR	ITEM NUMBER
2' x 3' (61cm x 91cm)	BK, BYL, CHV, GY	414.1516x2x3
2' x 75' (61cm x 23m)	BK, BYL, CHV, GY	414.1516x2x75
3' x 5' (91cm x 1.5m)	BK, BYL, CHV, GY	414.1516x3x5
3' x 10' (91cm x 3m)	BK, BYL, CHV, GY	414.1516x3x10
3' x 20' (91cm x 6.1m)	BK, BYL, CHV, GY	414.1516x3x20
3' x 75' (91cm x 23m)	BK, BYL, CHV, GY	414.1516x3x75
4' x 75' (122cm x 23m)	BK, BYL, CHV, GY	414.1516x4x75
5' x 75' (152cm x 23m)	BK, BYL	414.1516x5x75
6' x 75' (1.9m x 23m)	BK, BYL	414.1516x6x75

416

Nitricell® Diamond-Plate w/GRITSHIELD™

9/16" (14mm) Thickness		
SIZE	COLOR	ITEM NUMBER
2' x 3' (61cm x 91cm)	BK	416.916x2x3
2' x 75' (61cm x 23m)	BK	416.916x2x75
3' x 5' (91cm x 1.5m)	BK	416.916x3x5
3' x 10' (91cm x 3m)	BK	416.916x3x10
3' x 75' (91cm x 23m)	BK	416.916x3x75
4' x 75' (122cm x 23m)	BK	416.916x4x75

15/16" (24mm) Thickness		
SIZE	COLOR	ITEM NUMBER
2' x 3' (61cm x 91cm)	BK	416.1516x2x3
2' x 75' (61cm x 23m)	BK	416.1516x2x75
3' x 5' (91cm x 1.5m)	BK	416.1516x3x5
3' x 10' (91cm x 3m)	BK	416.1516x3x10
3' x 75' (91cm x 23m)	BK	416.1516x3x75
4' x 75' (122cm x 23m)	BK	416.1516x4x75

495

Flex-Link™ Diamond-Plate Select

9/16" (14mm) Thickness		
SIZE	COLOR	ITEM NUMBER
2' x 3' (61cm x 91cm)	BK, BYL	495.916x2x3
2' x 75' (61cm x 23m)	BK, BYL	495.916x2x75
3' x 5' (91cm x 1.5m)	BK, BYL	495.916x3x5
3' x 75' (91cm x 23m)	BK, BYL	495.916x3x75
4' x 75' (122cm x 23m)	BK, BYL	495.916x4x75

15/16" (24mm) Thickness		
SIZE	COLOR	ITEM NUMBER
2' x 3' (61cm x 91cm)	BK, BYL	495.1516x2x3
2' x 75' (61cm x 23m)	BK, BYL	495.1516x2x75
3' x 5' (91cm x 1.5m)	BK, BYL	495.1516x3x5
3' x 75' (91cm x 23m)	BK, BYL	495.1516x3x75
4' x 75' (122cm x 23m)	BK, BYL	495.1516x4x75

497

SMART® Diamond-Plate

5/8" (16mm) Thickness		
SIZE	COLOR	ITEM NUMBER
2' x 3' (61cm x 91cm)	BK, BYL	497.58x2x3
2' x 75' (61cm x 23m)	BK, BYL	497.58x2x75
3' x 5' (91cm x 1.5m)	BK, BYL	497.58x3x5
3' x 75' (91cm x 23m)	BK, BYL	497.58x3x75
4' x 75' (122cm x 23m)	BK, BYL	497.58x4x75

1" (25mm) Thickness		
SIZE	COLOR	ITEM NUMBER
2' x 3' (61cm x 91cm)	BK, BYL	497.1x2x3
2' x 75' (61cm x 23m)	BK, BYL	497.1x2x75
3' x 5' (91cm x 1.5m)	BK, BYL	497.1x3x5
3' x 75' (91cm x 23m)	BK, BYL	497.1x3x75
4' x 75' (122cm x 23m)	BK, BYL	497.1x4x75

All are available in cuts up to 75' (23m)

WEARWELL[®] MATTING

Wearwell has a range of matting to meet everyday needs and more! With specialized anti-slide matting, anti-spark matting, and chemical resistant corrugated matting. Wearwell has the matting that will



814/815 Nitricell[®] Diamond-Plate SpongeCote[®] with WOW!

Wearwell continues to set the industry benchmark in matting, flooring, and facility solutions. WOW!, a special finish that prevents mats from sliding in use, is no exception. Whether you are working on dusty concrete or slick epoxy, mats should not slide around. WOW! finally solves this decades old problem. UltraSoft Diamond-Plate SpongeCote with WOW! has taken our most premium UltraSoft products to the next level.



815 Nitricell [®] Diamond-Plate SpongeCote [®] with WOW! 9/16" (14mm) Thickness		
SIZE	COLOR	ITEM NUMBER
2' x 3' (61cm x 91cm)	BK, BYL, CHV, GY	815.916x2x3
2' x 75' (61cm x 23m)	BK, BYL, CHV, GY	815.916x2x75
3' x 5' (91cm x 1.5m)	BK, BYL, CHV, GY	815.916x3x5
3' x 10' (91cm x 3m)	BK, BYL, CHV, GY	815.916x3x10
3' x 20' (91cm x 6.1m)	BK, BYL, CHV, GY	815.916x3x20
3' x 75' (91cm x 23m)	BK, BYL, CHV, GY	815.916x3x75
4' x 75' (122cm x 23m)	BK, BYL, CHV, GY	815.916x4x75
5' x 75' (152cm x 23m)	BK, BYL	815.916x5x75
6' x 75' (1.9m x 23m)	BK, BYL	815.916x6x75

814 Nitricell [®] Diamond-Plate SpongeCote [®] UltraSoft with WOW! 15/16" (24mm) Thickness		
SIZE	COLOR	ITEM NUMBER
2' x 3' (61cm x 91cm)	BK, BYL, CHV, GY	814.1516x2x3
2' x 75' (61cm x 23m)	BK, BYL, CHV, GY	814.1516x2x75
3' x 5' (91cm x 1.5m)	BK, BYL, CHV, GY	814.1516x3x5
3' x 10' (91cm x 3m)	BK, BYL, CHV, GY	814.1516x3x10
3' x 20' (91cm x 6.1m)	BK, BYL, CHV, GY	814.1516x3x20
3' x 75' (91cm x 23m)	BK, BYL, CHV, GY	814.1516x3x75
4' x 75' (122cm x 23m)	BK, BYL, CHV, GY	814.1516x4x75
5' x 75' (152cm x 23m)	BK, BYL	814.1516x5x75
6' x 75' (1.9m x 23m)	BK, BYL	814.1516x6x75

447

WeldSafe[®]

WeldSafe[®] has a specially formulated rubber surface that repels sparks and hot metal shards. With a melting point of over 500° Fahrenheit, the surface is perfect for welding workstations. WeldSafe[®] is backed with a nitrile-enhanced Nitricell[®] sponge base that absorbs repeated compression and bounces back to its original form better than any PVC sponge alternative. Available in 1" (25mm) and 11/16" (17mm) thicknesses, Accept no substitutes in your critical welding applications!



9/16" (14mm)-THICK		
SIZE	COLOR	ITEM NUMBER
2' x 3' (61cm x 91cm)	BK	447.916x2x3
2' x 75' (61cm x 23m)	BK	447.916x2x75
3' x 5' (91cm x 1.5m)	BK	447.916x3x5
3' x 75' (91cm x 23m)	BK	447.916x3x75
4' x 75' (122cm x 23m)	BK	447.916x4x75

7/8" (22mm)-THICK		
SIZE	COLOR	ITEM NUMBER
2' x 3' (61cm x 91cm)	BK	447.78x2x3
2' x 75' (61cm x 23m)	BK	447.78x2x75
3' x 5' (91cm x 1.5m)	BK	447.78x3x5
3' x 75' (91cm x 23m)	BK	447.78x3x75
4' x 75' (122cm x 23m)	BK	447.78x4x75

SPECIFICATIONS

Compound: Rubber over Nitricell[®] Sponge

Edges: Machine Beveled

Warranty: 4 Years



Available in cuts up to 75' (23m)

431

Corrugated SpongeCote® Mat

Corrugated SpongeCote® is a classic matting solution that offers durability and productivity enhancement. Popular long before Diamond-Plate surfaces became widely available, the signature surface pattern provides extra traction underfoot. The Flex-Link™ PVC sponge base is a budget-friendly fatigue-fighting solution.

1/2" (13mm) THICKNESS		
SIZE	COLOR	ITEM NUMBER
2' x 3' (61cm x 91cm)	BK, BYL	431.12x2x3
2' x 60' (61cm x 18m)	BYL	431.12x2x60BYL
2' x 75' (61cm x 23m)	BK	431.12x2x75BK
3' x 5' (91cm x 152cm)	BK, BYL	431.12x3x5
3' x 60' (91cm x 18m)	BYL	431.12x3x60BYL
3' x 75' (91cm x 23m)	BK	431.12x3x75BK
4' x 75' (122cm x 23m)	BK	431.12x4x75BK

7/8" (22mm) - THICKNESS		
SIZE	COLOR	ITEM NUMBER
2' x 3' (61cm x 91cm)	BK, BYL	431.78x2x3
2' x 60' (61cm x 18m)	BYL	431.78x2x60BYL
2' x 75' (61cm x 23m)	BK	431.78x2x75BK
3' x 5' (91cm x 152cm)	BK, BYL	431.78x3x5
3' x 60' (91cm x 18m)	BYL	431.78x3x60BYL
3' x 75' (91cm x 23m)	BK	431.78x3x75BK
4' x 75' (122cm x 23m)	BK	431.78x4x75BK

SPECIFICATIONS

Compound: PVC over Flex-Link™ Sponge

Edges: Safety Beveled

Warranty: 1 Year



Available in cuts up to 75' (23m) in Black and up to 60' (18m) in Black/Yellow

433

ComfortPro™ Mat

ComfortPro™ is the best solution when a round-ribbed surface is a must. Easy to clean, the round-rib pattern provides good traction and is effective against slip hazards caused by spills. The Flex-Link™ PVC sponge base is a budget-friendly fatigue-fighting solution.

7/8" (22mm) THICKNESS		
SIZE	COLOR	ITEM NUMBER
2' x 3' (61cm x 91cm)	BK	433.78x2x3
2' x 75' (61cm x 23m)	BK	433.78x2x75
3' x 5' (91cm x 152cm)	BK	433.78x3x5
3' x 75' (91cm x 23m)	BK	433.78x3x75
4' x 75' (122cm x 23m)	BK	433.78x4x75

1/2" (13mm) THICKNESS		
SIZE	COLOR	ITEM NUMBER
2' x 3' (61cm x 91cm)	BK	433.12x2x3
2' x 75' (61cm x 23m)	BK	433.12x2x75
3' x 5' (91cm x 152cm)	BK	433.12x3x5
3' x 75' (91cm x 23m)	BK	433.12x3x75
4' x 75' (122cm x 23m)	BK	433.12x4x75

SPECIFICATIONS

Compound: PVC over Flex-Link™ Sponge

Edges: Safety Beveled

Warranty: 1 Year



Available in cuts up to 75' (23m)



PVC AND RUBBER

Today's workers are being asked to perform in a range of environments. Give your industrial athletes a competitive advantage with the right surface. PVC and rubber matting is the right call if:

- The area is wet, dry, or slippery
 - Chemical resistance and water resistance are important
 - Goals include drainage and elevation above fluids and delivering safety and support to workers
-

TOP PERFORMANCE DOESN'T HAPPEN BY LUCK

Productivity, efficiency and safety are part of every successful team's winning strategy. Your industrial athletes need to stay focused and at the top of their game with the best surface under-foot. Hit it out of the park with high-quality, ergonomic mats and flooring.

**OVER
17%**

**Of All Disabling Workplace
Injuries Result From Falls***

* Source: OSHA, Identification And Prevention of Slips, Trips & Falls

24/SEVEN® LOCKSAFE® FLOORING



24/Seven® LockSafe® has a patented Positive Interlock System, so you can “lockdown” the mats securely and they stay together. Positive systems lock in: Both male and female connectors have a flange that lock together and provide a secure connection in all directions. Why it matters: They don’t come apart until you want them to! Lift up, roll up and roll away for removal or maintenance.

PATENT US D882,293 S

577

24/Seven® LockSafe® Solid

Choose 24/SEVEN® LockSafe® with a patented Positive Interlock System, so you can “lockdown” the mats securely and they stay together. Available in two distinct rubber formulations: GR (Grease Resistant), for areas with water or dry debris and NBR (Nitrile Rubber), for maximum effectiveness in areas with petroleum-based fluids.

SIZE	THICKNESS	COLOR	ITEM NUMBER
3' x 3' (91cm x 91cm)	5/8" (16mm)	BK	577.58x3x3GRBK
3' x 3' (91cm x 91cm)	5/8" (16mm)	BK	577.58x3x3NBRBK



SPECIFICATIONS

Compound: (GR) Grease Resistant Natural Rubber, (NBR) Nitrile Rubber

Warranty: 1 Year



578

24/Seven® LockSafe® Drainage

Choose 24/SEVEN® LockSafe® with a patented Positive Interlock System, so you can “lockdown” the mats securely and they stay together. Available in two distinct rubber formulations: GR (Grease Resistant), for areas with water or dry debris and NBR (Nitrile Rubber), for maximum effectiveness in areas with petroleum-based fluids.

SIZE	THICKNESS	COLOR	ITEM NUMBER
3' x 3' (91cm x 91cm)	5/8" (16mm)	BK	578.58x3x3GRBK
3' x 3' (91cm x 91cm)	5/8" (16mm)	BK	578.58x3x3NBRBK



SPECIFICATIONS

Compound: (GR) Grease Resistant Natural Rubber, (NBR) Nitrile Rubber

Warranty: 1 Year



584

24/Seven® LockSafe® Solid NBR with GRITSHIELD™

Choose 24/SEVEN® LockSafe® with GRITSHIELD™ for increased traction and a patented Positive Interlock System, so you can “lockdown” the mats securely and they stay together. Positive systems lock in: Both male and female connectors have a flange that lock together and provide a secure connection in all directions. Why it matters: They don’t come apart until you want them to! Lift up, roll up and roll away for removal or maintenance.

SIZE	THICKNESS	COLOR	ITEM NUMBER
3' x 3' (91cm x 91cm)	5/8" (16mm)	BK	584.58x3x3NBRBK



SPECIFICATIONS

Compound: (NBR) Nitrile Rubber

Warranty: 1 Year





586 24/Seven® LockSafe® Drainage NBR with GRITSHIELD™

Choose 24/SEVEN® LockSafe® with GRITSHIELD™ for increased traction and a patented Positive Interlock System, so you can “lockdown” the mats securely and they stay together. Positive systems lock in: Both male and female connectors have a flange that lock together and provide a secure connection in all directions. Why it matters: They don’t come apart until you want them to! Lift up, roll up and roll away for removal or maintenance.



SIZE	THICKNESS	COLOR	ITEM NUMBER
3' x 3' (91cm x 91cm)	5/8" (16mm)	BK	586.58x3x3NBRBK

SPECIFICATIONS
Compound: (NBR) Nitrile Rubber
Warranty: 1 Year



578 24/Seven® LockSafe® UNIVERSAL EDGING

24/SEVEN® LockSafe® edging works with all 24/SEVEN® LockSafe® modular tiles with the patented Positive Interlock System, so you can “lockdown” the mats securely and they stay together. Available in two distinct rubber formulations: GR (Grease Resistant), for areas with water or dry debris and NBR (Nitrile Rubber), for maximum effectiveness in areas with petroleum-based fluids.

SIZE	THICKNESS	COLOR	ITEM NUMBER
Female Edging			
3" x 36" (7.6cm x 91cm)	5/8" (16mm)	BK	578.EdgingFGRBK
3" x 36" (7.6cm x 91cm)	5/8" (16mm)	YL	578.EdgingFGRYL
3" x 36" (7.6cm x 91cm)	5/8" (16mm)	BK	578.EdgingFNBRBK
3" x 36" (7.6cm x 91cm)	5/8" (16mm)	YL	578.EdgingFNBRYL
Male Edging			
3" x 36" (7.6cm x 91cm)	5/8" (16mm)	BK	578.EdgingMGRBK
3" x 36" (7.6cm x 91cm)	5/8" (16mm)	YL	578.EdgingMGRYL
3" x 36" (7.6cm x 91cm)	5/8" (16mm)	BK	578.EdgingNBRBK
3" x 36" (7.6cm x 91cm)	5/8" (16mm)	YL	578.EdgingMNBRYL
Outside Corner			
3" x 3" (7.6cm x 7.6cm)	5/8" (16mm)	YL	578.CornerGRYL-CS4
3" x 3" (7.6cm x 7.6cm)	5/8" (16mm)	BK	578.CornerGRBK-CS4
3" x 3" (7.6cm x 7.6cm)	5/8" (16mm)	YL	578.CornerNBRYL-CS4
3" x 3" (7.6cm x 7.6cm)	5/8" (16mm)	BK	578.CornerNBRBK-CS4

SPECIFICATIONS

Compound: (GR) Grease Resistant Natural Rubber, (NBR) Nitrile Rubber
Warranty: 1 Year



Male Edging



Female Edging



Outside Corner



Wearwell.com/24sevenlocksaf

24/SEVEN® LOCKSAFE® FLOORING

24/Seven® LockSafe® has a patented Positive Interlock System, so you can “lockdown” the mats securely and they stay together. Positive systems lock in: Both male and female connectors have a flange that lock together and provide a secure connection in all directions. Why it matters: They don’t come apart until you want them to! Lift up, roll up and roll away for removal or maintenance.

PATENT US D882,293 S

582

24/Seven® LockSafe® Grade A™

Grade “A” mats are designed to combat fatigue while addressing specific issues unique to food production environments. 3'x3' interlocking tiles have strong connections and are easy to lift and clean. The proprietary Nitrile compound passes NFSI test ASTM G21-96 (2002), has GRAS status and is CFIA approved. Grade “A” gets an “A” for specialized food production applications. ‘Positive interlock’ allows the rubber tiles to lock in, while remaining easy enough to ‘unzip’ for reconfiguration.



SPECIFICATIONS

Compound: (NBR) Nitrile Rubber

Warranty: 1 Year



SIZE	THICKNESS	COLOR	ITEM NUMBER
Tile			
3' x 3' (91cm x 91cm)	5/8" (16mm)	Terra Cotta	582.58x3x3TC
Female Edging			
3" x 36" (7.6cm x 91cm)	5/8" (16mm)	Terra Cotta	582.EdgingFTC
Male Edging			
3" x 36" (7.6cm x 91cm)	5/8" (16mm)	Terra Cotta	582.EdgingMTC
Outside Corner			
3" x 3" (7.6cm x 7.6cm)	5/8" (16mm)	Terra Cotta	582.CornerTC-CS4




Outside Corner



Female Edging



Male Edging






482

Grade "A"® mats combat fatigue while addressing issues specific to food production environments. Lightweight with built-in handles, these mats are easy to maintain. The proprietary nitrile compound passes NSF test ASTM G21-96 (2002), has GRAS status, and is CFIA approved. PATENT US D609,050S

SIZE	THICKNESS	COLOR	ITEM NUMBER
30" x 36" (76cm x 91cm)	1/2" (13mm)	TC	482.12x30x36TC
30" x 60" (76cm x 152cm)	1/2" (13mm)	TC	482.12x30x60TC




SPECIFICATIONS

Compound: GP: Nitrile Rubber

Edges: Molded Safety Edges

Warranty: 2 years

Open underside allows fluids and particles to pass freely



24/SEVEN® LOCKSAFE® FLOORING



24/Seven® LockSafe® has a patented Positive Interlock System, so you can “lockdown” the mats securely and they stay together. Positive systems lock in: Both male and female connectors have a flange that lock together and provide a secure connection in all directions. Why it matters: They don’t come apart until you want them to! Lift up, roll up and roll away for removal or maintenance.

PATENT US D882,293 S

770

24/Seven® LockSafe® ESD

Use LockSafe ESD to prevent static and protect sensitive electronic equipment. Made to cover large areas quickly, the 770 ESD can be placed directly atop a conductive coating or floor. The ‘positive interlock’ technology allows the rubber tiles to lock in, while remaining easy enough to ‘unzip’ for reconfiguration. Around electronics keeping a work area clean is very important. The LockSafe connection system allows the mat to be rolled up to make cleaning easier. **MAT MUST BE GROUNDED WITH A GROUND CORD; WORKERS MUST WEAR HEEL GROUNDOR OR CONDUCTIVE SHOES.**



SPECIFICATIONS

Compound: Grease Resistant Natural Rubber

Warranty: 1 Year
EOS/ESD S7.1: 1x10⁶-1x10⁹ (meets ANSI/ESD 20.20 requirements)



SIZE	THICKNESS	COLOR	ITEM NUMBER
Tiles			
3' x 3' (91cm x 91cm)	5/8" (16mm)	BK	770.58x3x3GRBK
Female Edging			
3" x 36" (7.6cm x 91cm)	5/8" (16mm)	BK	578.EdgingFGRBK
3" x 36" (7.6cm x 91cm)	5/8" (16mm)	YL	578.EdgingFGRYL
Male Edging			
3" x 36" (7.6cm x 91cm)	5/8" (16mm)	BK	578.EdgingMGRBK
3" x 36" (7.6cm x 91cm)	5/8" (16mm)	YL	578.EdgingMGRYL
Outside Corner			
3" x 3" (7.6cm x 7.6cm)	5/8" (16mm)	BK	578.CornerGRYL-CS4
3" x 3" (7.6cm x 7.6cm)	5/8" (16mm)	YL	578.CornerGRBK-CS4






772

24/Seven® LockSafe® ESD Open

Use LockSafe ESD to prevent static and protect sensitive electronic equipment. Made to cover large areas quickly, the 772 ESD can be placed directly atop a conductive coating or floor. The 'positive interlock' technology allows the rubber tiles to lock in, while remaining easy enough to 'unzip' for reconfiguration. Around electronics keeping a work area clean is very important. The LockSafe connection system allows the mat to be rolled up to make cleaning easier. **MAT MUST BE GROUNDED WITH A GROUND CORD; WORKERS MUST WEAR HEEL GROUNDOR OR CONDUCTIVE SHOES.**



SPECIFICATIONS

Compound: Grease Resistant
Natural Rubber

Warranty: 1 Year
EOS/ESD S7.1: 1x10⁶-1x10⁹ (meets
ANSI/ESD 20.20 requirements)



SIZE	THICKNESS	COLOR	ITEM NUMBER
Tiles			
3' x 3' (91cm x 91cm)	5/8" (16mm)	BK	772.58x3x3GRBK
Female Edging			
3" x 36" (7.6cm x 91cm)	5/8" (16mm)	BK	578.EdgingFGRBK
3" x 36" (7.6cm x 91cm)	5/8" (16mm)	YL	578.EdgingFGRYL
Male Edging			
3" x 36" (7.6cm x 91cm)	5/8" (16mm)	BK	578.EdgingMGRBK
3" x 36" (7.6cm x 91cm)	5/8" (16mm)	YL	578.EdgingMGRYL
Outside Corner			
3" x 3" (7.6cm x 7.6cm)	5/8" (16mm)	BK	578.CornerGRYL-CS4
3" x 3" (7.6cm x 7.6cm)	5/8" (16mm)	YL	578.CornerGRBK-CS4



24/SEVEN®




The 24/Seven® modular mat is a family of high-performance, interconnecting rubber anti-fatigue mats available in three distinct rubber formulations: GR (Grease Resistant), for areas with water or dry debris; CFR (Cutting-Fluid Resistant), for areas with mineral oil-based fluids; and NBR (Nitrile Rubber), for maximum effectiveness in areas with petroleum-based fluids.

570GR

24/Seven® Solid Grease Resistant

These resilient modular mats are 5/8" (16mm) thick and tough enough to handle 24/7 shift operations, while still being supple enough to provide cushioned support where it's needed. Because of its modularity, mats in this family can be combined and positioned to cover large flooring areas quickly. Choose from a solid mat design for drier areas or a perforated 15/16" hole variation to maximize drainage in wet workspaces. GRITSHIELD™ material can also be added to increase traction, if needed.

SIZE	THICKNESS	COLOR	ITEM NUMBER
570NBR 24/Seven® Solid Grease Resistant			
3' x 3' (91cm x 91cm)	5/8" (16mm)	BK	570.58x3x3GRBK
572NBR 24/Seven® Open Grease Resistant			
3' x 3' (91cm x 91cm)	5/8" (16mm)	BK	572.58x3x3GRBK
24/Seven® Grease Resistant Edging			
3" x 39" (8cm x 99cm)	5/8" (16mm)	BK, YL	572.EdgingFGRBK
3" x 39" (8cm x 99cm)	5/8" (16mm)	BK, YL	572.EdgingMGRBK



570NBR

24/Seven® Solid Nitrile Rubber

24/Seven® Nitrile Rubber's (NBR) compound is the most resistant in the 24/Seven® family. It stands up to all of the fluids resisted by the GR and CFR formulations, as well as animal fats, brake fluid, chlorine solution, diesel oil, petroleum-based hydraulic oil, salt water, and vegetable oil. 24/Seven® mats made with the NBR compound are available in solid and drainage variations.

SIZE	THICKNESS	COLOR	ITEM NUMBER
570NBR 24/Seven® Solid Nitrile Rubber			
3' x 3' (91cm x 91cm)	5/8" (16mm)	BK	570.58x3x3NBRBK
572NBR 24/Seven® Open Nitrile Rubber			
3' x 3' (91cm x 91cm)	5/8" (16mm)	BK	572.58x3x3NBRBK
24/Seven® Nitrile Rubber Edging			
3" x 39" (8cm x 99cm)	5/8" (16mm)	BK, YL	572.EdgingFNBR
3" x 39" (8cm x 99cm)	5/8" (16mm)	BK, YL	572.EdgingMNBR



SPECIFICATIONS

Compound: NBR: Nitrile Rubber

Edges: Optional 3" (8cm) - Wide Male and Female Safety Ramps

Warranty: 1 Year



F: Female connector
M: Male connector



570CFR 24/Seven® Solid Cutting-Fluid Resistant

24/Seven® Cutting-Fluid Resistant (CFR) is made of a specially formulated rubber engineered to resist mineral oil. It is also effective against silicone-based brake fluid, boric acid, and ethylene glycol. 24/Seven® mats made with the CFR compound are available in solid and drainage variations.

SIZE	THICKNESS	COLOR	ITEM NUMBER
570CFR 24/Seven® Solid Cutting-Fluid Resistant			
3' x 3' (91cm x 91cm)	5/8" (16mm)	BK	570.58x3x3CFRBK
572CFR 24/Seven® Open Cutting-Fluid Resistant			
3' x 3' (91cm x 91cm)	5/8" (16mm)	BK	572.58x3x3CFRBK
24/Seven® Cutting-Fluid Resistant Edging			
3" x 39" (8cm x 99cm)	5/8" (16mm)	BK, YL	572.EdgingFCFR
3" x 39" (8cm x 99cm)	5/8" (16mm)	BK, YL	572.EdgingMCFR



SPECIFICATIONS

Compound: CFR:
Cutting-Fluid Resistant

Edges: Optional 3" (8cm) - Wide
Male and Female Safety Ramps

Warranty: 1 Year



588 24/Seven® Workstation Anti-fatigue Mats

24/SEVEN® Workstation now comes equipped with more options to fit today's demanding workplaces and budgets. Lighter, 5/8" (16mm) thick, 7/8" holes and upgraded rubber formulations, the reworked WorkSafe® features an array of price points and performance options.

SIZE	THICKNESS	HOLE DIAMETER	COMPOUND	COLOR	ITEM NUMBER
2' x 3' (61cm x 91cm)	5/8" (16mm)	.75	GR, NBR	BYL	588.58x2x3NBRBYL
3' x 4' (91cm x 122cm)	5/8" (16mm)	.75	GR, NBR	BYL	588.58x3x4NBRBYL
3' x 5' (91cm x 152cm)	5/8" (16mm)	.75	GR, NBR	BYL	588.58x3x5NBRBYL




SPECIFICATIONS

Compound: GR: Natural Rubber or
NBR: Nitrile Rubber

Edges: Molded-in Safety Borders

Warranty: 1 Year





ERGODECK® KITS

Each ErgoDeck® Kit has everything you need to set up an ergonomic workstation in minutes. ErgoDeck® rivals most rubber mats for maintenance, chemical resistance, and performance. No other interlock can touch the secure LockSafe® system! Regardless of the conditions, ErgoDeck® delivers!

552

Integrated No-Slip Cleats Solid Kit

ErgoDeck® with Integrated No-Slip Cleats kits have all of the components necessary to create a non-slip workstation mat. No tools or cutting needed! Embedded in the tiles, No-Slip Cleats withstand pressure washing and other heavy-duty cleaning methods. These ultra-rugged kits are perfect for individual workstations that reside in some of the toughest industrial environments.

SIZE	THICKNESS	COLOR	ITEM NUMBER
42" x 48" (107cm x 122cm)	7/8" (22mm)	BYL	552.78x42x48BYL
42" x 66" (107cm x 1.7m)	7/8" (22mm)	BYL	552.78x42x66BYL
42" x 84" (107cm x 2.1m)	7/8" (22mm)	BYL	552.78x42x84BYL



SPECIFICATIONS

Compound: PVC
Edges: 6" (15cm) -
 Wide YL Safety Ramps on 3 Sides
Warranty: 3 Years



553

Integrated No-Slip Cleats Open Kit


ErgoDeck® with Integrated No-Slip Cleats Open Kit is an easy and effective solution to the most slippery, wet work conditions. Built-in cleats deliver wear-resistant traction while the open-15/16" (24mm) hole design wicks away water from the work surface.

SIZE	THICKNESS	COLOR	ITEM NUMBER
42" x 48" (107cm x 122cm)	7/8" (22mm)	BYL	553.78x42x48BYL
42" x 66" (107cm x 1.7m)	7/8" (22mm)	BYL	553.78x42x66BYL
42" x 84" (107cm x 2.1m)	7/8" (22mm)	BYL	553.78x42x84BYL




SPECIFICATIONS

Compound: PVC
Edges: 6" (15cm) -
 Wide YL Safety Ramps on 3 Sides
Warranty: 3 Years



No. 553
Shown fully assembled



556

Comfort Kit

ErgoDeck® Comfort Kit includes everything you need to create a safe, long-lasting, ergonomic workstation. 7/8" (22mm) -thick PVC, they are engineered to be as resilient as rubber. No cutting, gluing, or tools are required for assembly thanks to our LockSafe® Positive Interlocking System. Just snap the components together and you've got a high-performance standing solution versatile enough to cover wet or dry work areas.

SIZE	THICKNESS	COLOR	ITEM NUMBER
42" x 48" (107cm x 122cm)	7/8" (22mm)	CHYL	556.78x42x48CHYL
42" x 66" (107cm x 1.7m)	7/8" (22mm)	CHYL	556.78x42x66CHYL
42" x 84" (107cm x 2.1m)	7/8" (22mm)	CHYL	556.78x42x84CHYL



SPECIFICATIONS

Compound: PVC
Edges: 6" (15cm) -
 Wide YL Safety Ramps on 3 Sides
Warranty: Lifetime




566

General Purpose Kit

ErgoDeck® General Purpose (GP) provides a stable, solid, and resilient foundation underfoot. It features a raised textured design that provides sure footing while enhancing workplace aesthetics. ErgoDeck General Purpose has the same box-spring foundation as ErgoDeck Heavy Duty, but is made with a softer compound for greater anti-fatigue benefit. 6" (15cm) wide yellow borders on 3 sides offers trip and safety prevention through a gradual slope for easy on/off access.

SIZE	THICKNESS	COLOR	ITEM NUMBER
42" x 48" (107cm x 122cm)	7/8" (22mm)	CHYL	566.78x42x48CHYL
42" x 66" (107cm x 1.7m)	7/8" (22mm)	CHYL	566.78x42x66CHYL
42" x 84" (107cm x 2.1m)	7/8" (22mm)	CHYL	566.78x42x84CHYL



SPECIFICATIONS

Compound: PVC
Edges: 6" (15cm) -
 Wide YL Safety Ramps on 3 Sides
Warranty: Lifetime



**NEED A
LARGER SIZE?**
 Check out pages 26-28
 for a highly customiz-
 able solution for any
 size area!

F.I.T.™ KITS

Each F.I.T.™ Kit contains everything you need to create a complete workstation mat. Assemble the kit in minutes without any cutting or gluing — no tools required!

US REG. NO. 3,739,710



544/548

F.I.T.™ Kit

A F.I.T.™ Kit is a remarkably simple and versatile matting solution for nearly any environment. Each kit contains everything you need to create an ergonomic workstation. No tools or cutting required! Snap it together in five minutes and use it for years.

PRODUCT	SIZE	THICKNESS	COLOR	ITEM NUMBER
F.I.T.™ Open	27" x 30" (69cm x 76cm)	5/8" (16mm)	BYL	544.58x27x30BYL
F.I.T.™ Open	27" x 42" (69cm x 107cm)	5/8" (16mm)	BYL	544.58x27x42BYL
F.I.T.™ Open	27" x 54" (69cm x 137cm)	5/8" (16mm)	BYL	544.58x27x54BYL
F.I.T.™ Open	27" x 66" (69cm x 1.7m)	5/8" (16mm)	BYL	544.58x27x66BYL
F.I.T.™ Open	27" x 90" (69cm x 2.3m)	5/8" (16mm)	BYL	544.58x27x90BYL
F.I.T.™ Open	39" x 66" (99cm x 1.7m)	5/8" (16mm)	BYL	544.58x39x66BYL
F.I.T.™ Comfort Deck	27" x 30" (69cm x 76cm)	5/8" (16mm)	BYL	548.58x27x30BYL
F.I.T.™ Comfort Deck	27" x 42" (69cm x 107cm)	5/8" (16mm)	BYL	548.58x27x42BYL
F.I.T.™ Comfort Deck	27" x 54" (69cm x 137cm)	5/8" (16mm)	BYL	548.58x27x54BYL
F.I.T.™ Comfort Deck	27" x 66" (69cm x 1.7m)	5/8" (16mm)	BYL	548.58x27x66BYL
F.I.T.™ Comfort Deck	27" x 90" (69cm x 2.3m)	5/8" (16mm)	BYL	548.58x27x90BYL
F.I.T.™ Comfort Deck	39" x 66" (99cm x 1.7m)	5/8" (16mm)	BYL	548.58x39x66BYL

SPECIFICATIONS

Compound: PVC

Edges: 3" (8cm) -Wide Safety Ramps on 3 Sides

Warranty: 1 Year



Angled surface design routes fluids through 11/16" (17mm) holes for quick drainage!




546

F.I.T.™ Emergency Eyewash Kit

F.I.T.™ Emergency Eyewash Kit is a remarkably simple, compact, and versatile matting solution that enables you to designate an eyewash station properly. The kit's green tiles and yellow borders ensure high visibility for the station once assembled. Conforms to ANSI Z535.1-1998 Standard

SIZE	THICKNESS	COLOR	ITEM NUMBER
27" x 30" (69cm x 76cm)	5/8" (16mm)	GNYL	546.58x27x30GNYL
27" x 42" (69cm x 107cm)	5/8" (16mm)	GNYL	546.58x27x42GNYL



SPECIFICATIONS

Compound: PVC
Edges: 3" (8cm) -Wide Safety
Ramps on 3 Sides
Warranty: 1 Year



546

F.I.T.™ Emergency Shower Kit

F.I.T.™ Emergency Shower Kit is a compact, simple way to make your workplace's emergency shower visible. The kit ships with red F.I.T.™ Tiles and yellow borders that, once assembled, will clearly identify the station in case of an emergency. Conforms to ANSI Z535.1-1998 Standard

SIZE	THICKNESS	COLOR	ITEM NUMBER
27" x 30" (69cm x 76cm)	5/8" (16mm)	RDYL	546.58x27x30RDYL
27" x 42" (69cm x 107cm)	5/8" (16mm)	RDYL	546.58x27x42RDYL



SPECIFICATIONS

Compound: PVC
Edges: 3" (8cm)-Wide Safety
Ramps on 3 Sides
Warranty: 1 Year



WORKSAFE®

Work safe in areas that have oily environments. Independent machine and tool shops, as well as in-house departments will benefit from WorkSafe® matting solutions.

454

Ortho Stand™

Ortho Stand™ has a distinctive bubble surface design that provides great performance at an economical price point. Constructed of durable natural rubber, Ortho Stand™ is a solid contender in the battle against fatigue.

SIZE	THICKNESS	COLOR	ITEM NUMBER
2' x 3' (61cm x 91cm)	1/2" (12mm)	BK, BYL	454.12x2x3
3' x 4' (91cm x 122cm)	1/2" (12mm)	BK, BYL	454.12x3x4



SPECIFICATIONS

Compound: GR: Natural Rubber

Edges: Molded-in Safety Bevel

Warranty: 1 Year



Distinctive and highly recognizable bubble surface design.






474


WorkRite

WorkRite's lightweight 1/2" (13mm) -thick design and molded-in beveled edges set the standard for all other rubber mats. It is economical, suitable for both non-caustic wet and dry areas, and simple to keep clean with its hygienic open design.



SIZE	THICKNESS	HOLE DIAMETER	COLOR	ITEM NUMBER
3' x 5' (91cm x 152cm)	1/2" (13mm)	.86	BK	474.12x3x5BK
3' x 10' (91cm x 3m)	1/2" (13mm)	.86	BK	474.12x3x10BK
3' x 20' (91cm x 6.1m)	1/2" (13mm)	.86	BK	474.12x3x20BK

SPECIFICATIONS
Compound: GR: Natural Rubber
Edges: Molded-in Safety Bevel
Warranty: 1 Year



WORKSAFE®


Work safe in areas that have oily environments. Independent machine and tool shops, as well as in-house departments will benefit from WorkSafe® matting solutions.

476

Industrial WorkSafe®

Industrial WorkSafe® now comes equipped with more options to fit today's demanding workplaces and budgets. Lighter, 5/8" (16mm) thick, 7/8" holes and upgraded rubber formulations, the reworked WorkSafe® features an array of price points and performance options.

SIZE	THICKNESS	HOLE DIAMETER	COMPOUND	COLOR	ITEM NUMBER
2' x 3' (61cm x 91cm)	5/8" (16mm)	.75	GR, NBR	BYL	476.58x2x3
3' x 4' (91cm x 122cm)	5/8" (16mm)	.75	GR, NBR	BYL	476.58x3x4
3' x 5' (91cm x 152cm)	5/8" (16mm)	.75	GR, NBR	BYL	476.58x3x5




SPECIFICATIONS

Compound: GR: Natural Rubber or
NBR: Nitrile Rubber

Edges: Molded-in Safety Borders

Warranty: 1 Year




478

WorkSafe® Light

WorkSafe® Light is an invaluable matting solution for cutting-fluid environments where sure footing, quick drainage, and fatigue reduction are essential. 7/8" holes, this mat is popular for its versatility and dependability, WorkSafe® Light will never let you down, and always lifts you up!

SIZE	THICKNESS	COLOR	ITEM NUMBER
3' x 5' (91cm x 152cm)	1/2" (12mm)	GY	478.12x3x5GY
3' x 10' (91cm x 3m)	1/2" (12mm)	GY	478.12x3x10GY
3' x 20' (91cm x 6m)	1/2" (12mm)	GY	478.12x3x20GY



SPECIFICATIONS

Compound: CFR: Cutting-Fluid
Resistant Rubber

Edges: Molded-in Safety Bevel

Warranty: 1 Year






477

WorkSafe® Grease Resistant

WorkSafe® is a veteran All-Pro who remains unfazed. Thick and resilient, tough as all get-out, WorkSafe® is still versatile enough to fit most any workstation. Never underestimate this top seller — the gentle giant among rubber standing mats!

SIZE	THICKNESS	HOLD DIAMETER	COLOR	ITEM NUMBER
18" x 24" (46cm x 61cm)	7/8" (22mm)	.86	BK	477.78x18x24GRBK
18" x 48" (46cm x 122cm)	7/8" (22mm)	.86	BK	477.78x18x48GRBK
28" x 40" (71cm x 102cm)	7/8" (22mm)	.86	BOR, BYL	477.78x28x40
2' x 3' (61cm x 91cm)	7/8" (22mm)	.86	BK	477.78x2x3GRBK
3" x 30" (91cm x 76cm)	7/8" (22mm)	.86	BK	477.78x3x30GRSBK
3' x 4' (91cm x 122cm)	7/8" (22mm)	.86	BK	477.78x3x4GRBK
3' x 5' (91cm x 152cm)	7/8" (22mm)	.86	BK	477.78x3x5GRSBK
40" x 124" (102cm x 3m)	7/8" (22mm)	.86	BOR, BYL	477.78x40x124
40" x 52" (102cm x 132cm)	7/8" (22mm)	.86	BOR, BYL	477.78x40x52
40" x 64" (102cm x 1.7m)	7/8" (22mm)	.86	BOR, BYL	477.78x40x64
2" x up to 65' (5cm x up to 20m)	3/4" (19mm)	.86	OR	477.EdgingOR
2" x 65' (5cm x 20m)	3/4" (19mm)	.86	OR	477.EdgingRollOR
2" x 65' (5cm x 20m)	3/4" (19mm)	.86	YL	477.EdgingRollYL
2" x up to 65' (5cm x up to 20m)	3/4" (19mm)	.86	YL	477.EdgingYL
Connectors	—	.86	—	Connector.WSH.BK




SPECIFICATIONS
Compound: GR: Natural Rubber
Edges: Optional Attached
 Safety Edging
Warranty: 1 Year



BOR



BYL



Connector



FOOD PROCESSING

An ounce of prevention . . .

The stakes are higher in food prep and processing areas. Contamination prevention is critical.

Stop contamination and potential slips and falls with flooring and matting solutions made specifically for food processing.

Over
2,600 illnesses


**In 2015 from food contamination
that occurred during processing***

*Food Safety News Compilation - The 10 Biggest U.S. Food-borne Illness Outbreaks of 2015

582

24/Seven® LockSafe® Grade A™

Grade "A" mats are designed to combat fatigue while addressing specific issues unique to food production environments. 3'x3' interlocking tiles have strong connections and are easy to lift and clean. The proprietary Nitrile compound passes NFSI test ASTM G21-96 (2002), has GRAS status and is CFIA approved. Grade "A" gets an "A" for specialized food production applications. 'Positive interlock' allows the rubber tiles to lock in, while remaining easy enough to 'unzip' for reconfiguration.



SPECIFICATIONS

Compound: (NBR) Nitrile Rubber

Warranty: 1 Year



SIZE	THICKNESS	COLOR	ITEM NUMBER
Tile			
3' x 3' (91cm x 91cm)	5/8" (16mm)	Terra Cotta	582.58x3x3TC
Female Edging			
3" x 36" (7.6cm x 91cm)	5/8" (16mm)	Terra Cotta	582.EdgingFTC
Male Edging			
3" x 36" (7.6cm x 91cm)	5/8" (16mm)	Terra Cotta	582.EdgingMTC
Outside Corner			
3" x 3" (7.6cm x 7.6cm)	5/8" (16mm)	Terra Cotta	582.CornerTC-CS4




Outside Corner



Female Edging



Male Edging





482

Grade "A"®

Grade "A"® mats combat fatigue while addressing issues specific to food production environments. Lightweight with built-in handles, these mats are easy to maintain. The proprietary nitrile compound passes NSF test ASTM G21-96 (2002), has GRAS status, and is CFIA approved. PATENT US D609,050S

SIZE	THICKNESS	COLOR	ITEM NUMBER
30" x 36" (76cm x 91cm)	1/2" (13mm)	TC	482.12x30x36TC
30" x 60" (76cm x 152cm)	1/2" (13mm)	TC	482.12x30x60TC

Open underside allows fluids and particles to pass freely



SPECIFICATIONS

Compound: GP: Nitrile Rubber

Edges: Molded Safety Edges

Warranty: 2 years



222

Sanitizing Footbath Mat

The Sanitizing Footbath Mat decontaminates shoes and boots, which can spread harmful germs and bacteria in food-production facilities. Fill the mat's 1/2" (16mm) deep well with disinfectant solution and then step in to clean footwear.

SIZE	THICKNESS	COLOR	ITEM NUMBER
24" x 32" (61cm x 81cm)	1/2" (13mm)	BK	222.12x24x32BK
24" x 32" (61cm x 81cm)	1/2" (13mm)	BYL	222.12x24x32BYL



SPECIFICATIONS

Compound: GR: Natural Rubber

Edges: Molded Containment Walls

Warranty: 1 Year

222

Sanitizing Footbath Mat - Tall Wall

The Sanitizing Footbath Mat decontaminates shoes and boots, which can spread harmful germs and bacteria in food-production facilities. Fill the mat's 2 1/2" (6cm) deep well with disinfectant solution and then step in to clean footwear.

SIZE	THICKNESS	COLOR	ITEM NUMBER
32" x 39" (81cm x 99cm)	2 1/2" (6cm)	BK	222.2.5x32x39BK
32" x 39" (81cm x 99cm)	2 1/2" (6cm)	BYL	222.2.5x32x39BYL



SPECIFICATIONS

Compound: GR: Natural Rubber

Edges: Molded Containment Walls

Warranty: 1 Year





ANTI-FATIGUE RUNNERS

From light-duty to heavy-duty, we have runners that meet your needs and your budget.

These products are a safe call if:

- The area is dry with light to heavy foot traffic
 - You need an easily customizable ergonomic solution
 - Work flow requires long lengths of continuous anti fatigue surface
-

More than ever before, customers demand delivery that's accurate and fast. The number of distribution focused companies trying to meet those needs is growing. Get an edge on the competition by installing the right ergonomic surface to maximize the productivity and stamina of your industrial athletes.

\$360,000

in average annual savings related to anti-fatigue mats for a company with 175 standing workers.*

* Source: Wearwell independent study
see infographic on page 9 for more information

ANTI-FATIGUE RUNNERS®

From light-duty to heavy-duty, we have runners that meet your needs and your budget.

502

Rejuvenator® Runner

Rejuvenator® Runners give you the option to create 2' (61cm)- and 3' (91cm) -wide runs of ergonomic matting. With a female end and a male end, all that's left is to connect as many centers as you need for your space. The molded-in ramps reduce installation time and costs.



SIZE	THICKNESS	COLOR	ITEM NUMBER
502 Rejuvenator® Squared			
2' x 5' (61cm x 152cm)	5/8" (16mm)	BK	502.58x2x5CBK
2' x 5' (61cm x 152cm)	5/8" (16mm)	BK	502.58x2x5EFBK
2' x 5' (61cm x 152cm)	5/8" (16mm)	BK	502.58x2x5EMBK
3' x 5' (91cm x 152cm)	5/8" (16mm)	BK	502.58x3x5CBK
3' x 5' (91cm x 152cm)	5/8" (16mm)	BK	502.58x3x5EFBK
3' x 5' (91cm x 152cm)	5/8" (16mm)	BK	502.58x3x5EMBK

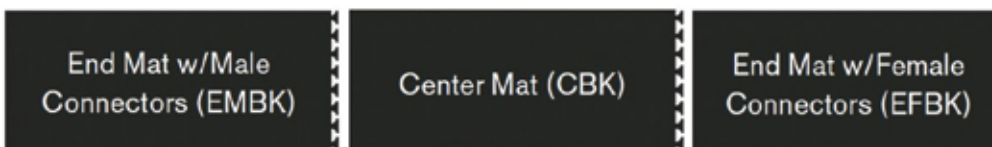


C: Center
EF: End, Female
EM: End, Male

SPECIFICATIONS
Compound: Polyurethane
Edges: Molded-in Safety Bevel
Warranty: Lifetime

Need a longer runner?

Simply add more center mats for unlimited length!



"Wearwell was able to make a huge mat in a very unusual configuration for our parts assembly department. We didn't even know that could be done. Because our employees had to move around a lot, they were always tripping over the small mats we used to have. When we mentioned that to Wearwell, they immediately offered us a custom solution. We're so glad we went with Wearwell."

— A fulfillment facility that brings to mind a rain-forest

440

Ultra-Tred ArmorCote

Ultra-Tred ArmorCote has a durable urethane outer skin so that it can continue to work where other entry-level PVC blown-sponge mats fail. With a thickness of 3/8" (10mm), it is especially suited for applications where abrasion is a concern.

SIZE	THICKNESS	COLOR	ITEM NUMBER
2' x 3' (61cm x 91cm)	3/8" (10mm)	BYL	440.38x2x3BYL
2' x 60' (61cm x 18m)	3/8" (10mm)	BYL	440.38x2x60BYL
3' x 5' (91cm x 152cm)	3/8" (10mm)	BYL	440.38x3x5BYL
3' x 12' (61cm x 3.7m)	3/8" (10mm)	BYL	440.38x3x12BYL
3' x 60' (91cm x 18m)	3/8" (10mm)	BYL	440.38x3x60BYL
4' x 60' (122cm x 18m)	3/8" (10mm)	BYL	440.38x4x60BYL

Available in cuts up to 60' (18m)



SPECIFICATIONS

Compound: Blown PVC sponge w/urethane coating

Edges: Safety Rounded

Warranty: 1 Year



414/415

Diamond-Plate SpongeCote®

The Original Diamond-Plate is available in extraordinarily long lengths and delivers performance that outlasts all others. See page 26 or visit our website for more information on our full line of Diamond-Plate products.



414 Nitricell® Diamond-Plate SpongeCote® UltraSoft
15/16" (24mm) Thickness

SIZE	COLOR	ITEM NUMBER
2' x 75' (61cm x 23m)	BK, BYL, CHV, GY	414.1516x2x75
3' x 10' (91cm x 3m)	BK, BYL, CHV, GY	414.1516x3x10
3' x 20' (91cm x 6.1m)	BK, BYL, CHV, GY	414.1516x3x20
3 x 75' (91cm x 23m)	BK, BYL, CHV, GY	414.1516x3x75
4' x 75' (122cm x 23m)	BK, BYL, CHV, GY	414.1516x4x75
5' x 75' (152cm x 23m)	BK, BYL	414.1516x5x75
6' x 75' (1.8m x 23m)	BK, BYL	414.1516x6x75

415 Nitricell® Diamond-Plate SpongeCote®
9/16" (14mm) Thickness

SIZE	COLOR	ITEM NUMBER
2' x 75' (61cm x 23m)	BK, BYL, CHV, GY	415.916x2x75
3' x 10' (91cm x 3m)	BK, BYL, CHV, GY	415.916x3x10
3' x 20' (91cm x 6.1m)	BK, BYL, CHV, GY	415.916x3x20
3' x 75' (91cm x 23m)	BK, BYL, CHV, GY	415.916x3x75
4' x 75' (122cm x 23m)	BK, BYL, CHV, GY	415.916x4x75
5' x 75' (152cm x 23m)	BK, BYL	415.916x5x75
6' x 75' (1.8m x 23m)	BK, BYL	415.916x6x75

442

Deluxe Tuf Sponge

Deluxe Tuf Sponge comes with all the standard benefits of Tuf Sponge and is backed with 5/8" (16mm)-thick PVC sponge. It can also be purchased in rolls and easily cut to length on-site for quick replacement if damaged.

SIZE	THICKNESS	COLOR	ITEM NUMBER
2' x 3' (61cm x 91cm)	5/8" (16mm)	BK, BYL	442.58x2x3
2' x 60' (61cm x 18m)	5/8" (16mm)	BK, BYL	442.58x2x60
3' x 5' (91cm x 1.5m)	5/8" (16mm)	BK, BYL	442.58x3x5
3' x 60' (91cm x 18m)	5/8" (16mm)	BK, BYL	442.58x3x60
4' x 60' (122cm x 18m)	5/8" (16mm)	BK, BYL	442.58x4x60

Available in cuts up to 60' (18m)



SPECIFICATIONS

Compound: Blown PVC Sponge

Edges: Safety Rounded

Warranty: 1 Year



451

Tuf Sponge

Wearwell's Tuf Sponge is for use in all dry work areas, an excellent choice for practical and economical comfort. Made from blown PVC sponge, Tuf Sponge reduces floor hardness up to 50% and can easily be custom cut to fit your work areas. 3/8" overall thickness with safety rounded edges.

SIZE	THICKNESS	COLOR	ITEM NUMBER
2' x 3' (61cm x 91cm)	3/8" (10mm)	BK, BYL	451.38x2x3BYL
2' x 60' (61cm x 18m)	3/8" (10mm)	BK, BYL	451.38x2x60BYL
3' x 12' (91cm x 365cm)	3/8" (10mm)	BK, BYL	451.38x3x12BYL
3' x 5' (91cm x 18m)	3/8" (10mm)	BK, BYL	451.38x3x5BYL
3' x 60' (91cm x 18m)	3/8" (10mm)	BK, BYL	451.38x3x60BYL
4' x 60' (122cm x 18m)	3/8" (10mm)	BK, BYL	451.38x4x60BYL

Available in cuts up to 60' (18m)



SPECIFICATIONS

Compound: Blown PVC Sponge

Edges: Safety Rounded

Warranty: 1 Year



452

Diamond Tuf Sponge

Like the other Tuf Sponge models, Diamond Tuf Sponge provides an economical PVC blown sponge barrier for hard floors. With a popular Diamond-Plate surface pattern, Diamond Tuf Sponge also provides additional abrasion and chemical resistance.

SIZE	THICKNESS	COLOR	ITEM NUMBER
2' x 3' (61cm x 91cm)	1/2" (13mm)	BK, BYL	452.12x2x3
2' x 60' (61cm x 18m)	1/2" (13mm)	BK, BYL	452.12x2x60
3' x 5' (91cm x 152cm)	1/2" (13mm)	BK, BYL	452.12x3x5
3' x 60' (91cm x 18m)	1/2" (13mm)	BK, BYL	452.12x3x60
4' x 60' (122cm x 18m)	1/2" (13mm)	BK, BYL	452.12x4x60

Available in cuts up to 60' (18m)



SPECIFICATIONS

Compound: Blown PVC Sponge

Edges: Safety Rounded

Warranty: 1 Year



459

Endurable

With an overall thickness of 1/2" (13mm), Endurable outlasts other blown-sponge products thanks to its "dual layer" construction. The mat's dense PVC surface top layer withstands abrasion and foot traffic while the softer under-layer provides ergonomic relief.

SIZE	THICKNESS	COLOR	ITEM NUMBER
2' x 3' (61cm x 91cm)	1/2" (13mm)	BK	459.12x2x3BK
2' x 60' (61cm x 18m)	1/2" (13mm)	BK	459.12x2x60BK
3' x 5' (91cm x 152cm)	1/2" (13mm)	BK	459.12x3x5BK
3' x 12' (91cm x 366)	1/2" (13mm)	BK	459.12x3x12BK
3' x 60' (91cm x 18m)	1/2" (13mm)	BK	459.12x3x60BK
4' x 60' (122cm x 18m)	1/2" (13mm)	BK	459.12x4x60BK

Available in cuts up to 60' (18m)



SPECIFICATIONS

Compound: Blown PVC Sponge w/
Vinyl Coating
Edges: Stock Sizes: Safety Rounded;
Cut Lengths: Beveled
Warranty: 1 Year



427

Soft Step

Soft Step is an economical PVC blown-sponge barrier for hard floors that reduces worker fatigue and the impact of heel strike. It can be purchased in rolls and easily cut to length on site for quick replacement when damaged.

SIZE	THICKNESS	COLOR	ITEM NUMBER
2' x 3' (61cm x 91cm)	3/8" (10mm)	BK, BYL	427.38x2x3
2' x 60' (61cm x 18m)	3/8" (10mm)	BK, BYL	427.38x2x60
3' x 5' (91cm x 152cm)	3/8" (10mm)	BK, BYL	427.38x3x5
3' x 12' (91cm x 3.7m)	3/8" (10mm)	BK, BYL	427.38x3x12
3' x 60' (91cm x 18m)	3/8" (10mm)	BK, BYL	427.38x3x60
4' x 60' (122cm x 18m)	3/8" (10mm)	BK, BYL	427.38x4x60

Available in cuts up to 60' (18m)



SPECIFICATIONS

Compound: Blown PVC Sponge
Edges: Safety Rounded
Warranty: 1 Year



444

Deluxe Soft Step

Deluxe Soft Step is backed by 5/8" (16mm) of PVC blown sponge. Like Soft Step, it features an attractive pebbled surface and can be purchased in rolls and easily cut to length on site for quick replacement when damaged.

SIZE	THICKNESS	COLOR	ITEM NUMBER
2' x 3' (61cm x 91cm)	5/8" (16mm)	BK, BYL	444.58x2x3
2' x 60' (61cm x 18m)	5/8" (16mm)	BK, BYL	444.58x2x60
3' x 5' (91cm x 152cm)	5/8" (16mm)	BK, BYL	444.58x3x5
3' x 60' (91cm x 18m)	5/8" (16mm)	BK, BYL	444.58x3x60
4' x 60' (122cm x 18m)	5/8" (16mm)	BK, BYL	444.58x4x60


Available in cuts up to 60' (18m)



SPECIFICATIONS

Compound: Blown PVC Sponge
Edges: Safety Rounded
Warranty: 1 Year





SWITCHBOARD

Switchboard matting has a singular purpose: to protect personnel from life-threatening electrical shocks. Often referred to as "insulated" or "non-conductive" matting, these products insulate workers from high voltages up to 30,000 volts.

Recognize the need for non-conductive matting if:

- Team members are exposed to high-voltage electricity
 - The work area has high-voltage signs that indicate electrical danger
 - The goal, first and foremost, is to ensure the safety of personnel
-

There's No Room For Error

High Risk areas are prone to cause injuries, and in some cases fatalities.
The costs are too high for sub-standard products.

311 DEATHS

**due to electrical current in just one
year in the United States.***

* Source: National Safety Council Injury Facts 2014 Edition

OUR SWITCHBOARD MATTING MEETS INDUSTRY STANDARDS

Industry Standard: ANSI/ASTM D178-01

Type I: made using any properly vulcanized elastomer

Type II: made using any properly vulcanized elastomer AND has additional properties such as Ozone Resistance, Flame Resistance, and Oil Resistance

Class 2 and 3 defines the dielectric strength: the higher the class, the greater the dielectric strength.

Navy/Defense Dept.

Standard: MIL. SPEC. 15562-G

Type I: Sheet, smooth surface

Type II: Mat, runner type, smooth surface

Type III: Mat, runner type, raised diamond-pattern surface


701 Diamond-Plate Switchboard Matting

Featuring a tough but attractive diamond-plate surface design, Diamond-Plate Switchboard Matting is an essential safety product for mining, utility, and other heavy-industry facilities — any industrial space where potentially lethal shocks can be encountered, it has a recommended max voltage of 17,000 volts.

SIZE	THICKNESS	COLOR	ITEM NUMBER
2' x 75' (61cm x 23m)	1/4" (6mm)	BK	701.14x2x75
3' x 75' (91cm x 23m)	1/4" (6mm)	BK, BYL	701.14x3x75
4' x 75' (122cm x 23m)	1/4" (6mm)	BK	701.14x4x75

ANSI/ASTM D178 Type II, Class 2 Standards

Available in cuts up to 75' (23m)



SPECIFICATIONS

Compound: Non-Conductive Vinyl

Edges: Square

Warranty: 1 year

702 Corrugated Switchboard Matting

Corrugated Switchboard Matting is an essential safety product for a wide range of industries such as mining, utilities, and heavy industry — anywhere the danger of lethal shock is prevalent. Features a tough corrugated surface for extra traction. 1/4" (6mm) has a recommended max voltage of 17,000 volts and 3/8" (10mm) up to 26,500 volts.


SIZE	THICKNESS	COLOR	ITEM NUMBER
2' x 75' (61cm x 23m)	1/4" (6mm)	BK	702.14x2x75
3' x 75' (91cm x 23m)	1/4" (6mm)	BK, BYL	702.14x3x75
4' x 75' (122cm x 23m)	1/4" (6mm)	BK	702.14x4x75
3' x 75' (91cm x 23m)	3/8" (10mm)	BK	702.38x3x75*

ANSI/ASTM D178 Type II, Class 2 Standards (1/4" version)

ANSI/ASTM D178 Type II, Class 3 Standards (3/8" version)

Available in cuts up to 75' (23m)

*Roll Only



SPECIFICATIONS

Compound: Non-Conductive Vinyl

Edges: Square

Warranty: 1 Year

720 Double Duty Switchboard Corrugated Mat

While insulating standing workers from high-voltage shock, Double Duty Switchboard also provides standing relief. The premium Nitricell® sponge base is ideal for workers who stand for extended periods of time — such as those who work in many military, mining and industrial facilities. It has a recommended max voltage of 17,000 volts.

SIZE	THICKNESS	COLOR	ITEM NUMBER
3' x 5' (91cm x 152cm)	5/8" (16mm)	BK, BYL	720.58x3x5
3' x 75' (91cm x 23m)	5/8" (16mm)	BK, BYL	720.58x3x75

ANSI/ASTM D178 Type II, Class 2 Standards

Available in cuts up to 75' (23m)



SPECIFICATIONS

Compound: Non-Conductive Vinyl over Nitricell® Sponge

Edges: Lay-Flat Bevel

Warranty: 1 Year

Product Family	Conforming Standards
701	Conforms to ANSI/ASTM D178-01, , Type II, Class 2 standards
702 - 1/4" (6mm)	1/4" thickness conforms to ANSI/ASTM D178-01, Type II, Class 2
702 - 3/8" (10mm)	3/8" thickness conforms to ANSI/ASTM D178-01, Type II, Class 3
710	Conforms to Mil. Spec. DTL-15562-G, Type II
711	Conforms to Mil. Spec. DTL-15562-G Amend 3, Type II
712	Conforms to Mil. Spec. DTL-15562-G Amend 3, Type III
720	Conforms to ANSI/ASTM D178-01, Type II, Class 2

710


Marbleized Military Switchboard Matting

Specially engineered for military applications, Marbleized Military Switchboard Matting meets Mil. Spec. DTL-15562-G, Type II. Max. 7,500 volts. Designed for permanent flooring installation, this non-conductive mat has Dielectric Strength up to 30,000 volts and can be secured in place by using any vinyl-mastic adhesive. For installations of multiple mats that require seaming, Wearwell offers compatible welding thread. When installing several widths of Marbleized Military Switchboard Matting side-by-side, it is important to seal the seams to ensure reliable and consistent insulation. For best results, professional floor installers are recommended.

ITEM	SIZE	THICKNESS	COLOR	ITEM NUMBER
Matting	3' x 75' (91cm x 23m)	1/8" (3mm)	BL, GN	710.18x3x75M
Thread	50' (15m)	1/8" (3mm)	BL, GN	710.18x50
Thread	150' (46m)	1/8" (3mm)	BL, GN	710.18x150
Thread	300' (91m)	1/8" (3mm)	BL, GN	710.THREADROLL

MIL-DTL-15562G Type I

Available in cuts up to 75' (23m)



SPECIFICATIONS

Compound: Non-Conductive Vinyl
Edges: Square
Warranty: 1 Year



Thread

711

Smooth Military Switchboard Matting

Designed to meet strict Mil. Spec DTL-15562-F Amend. 3, Type II military standards, Smooth Military Switchboard Matting has a dielectric strength of 30,000 volts and a recommended usage up to 3,000 volts. Also passes federal flammability standard 501.

SIZE	THICKNESS	COLOR	ITEM NUMBER
3' x 75' (91cm x 23m)	1/8" (3mm)	BK	711.18x3x75BK

MIL-DTL-15562G Type II

Available in cuts up to 75' (23m)



SPECIFICATIONS

Compound: Non-Conductive PVC
Edges: Square
Warranty: 1 Year

712


Diamond-Plate Military Switchboard

Diamond-Plate Military Switchboard meets Mil. Spec DTL-15562-F Amend. 3, Type III military standards. It has dielectric strength of up to 30,000 volts, and is perfect for use around high-voltage apparatuses and in heavily trafficked areas, the Diamond-Plate pattern offers additional traction and abrasion resistance.

SIZE	THICKNESS	COLOR	ITEM NUMBER
3' x 75' (91cm x 23m)	3/16" (5mm)	GY	712.316x3x75GY

MIL-DTL-15562G Type III

Available in cuts up to 75' (23m)



SPECIFICATIONS

Compound: Non-Conductive PVC
Edges: Square
Warranty: 1 Year



ESD

Wearwell offers both conductive and static dissipative mats designed to eliminate static shock. These products improve team performance and assure product quality.

Your field needs ESD defense if:

- Products being handled or produced are sensitive to static shock
 - The air in the workspace has high levels of combustible fumes or particulates
 - Your team is annoyed at the frequency of static shock
-

Chain Reaction

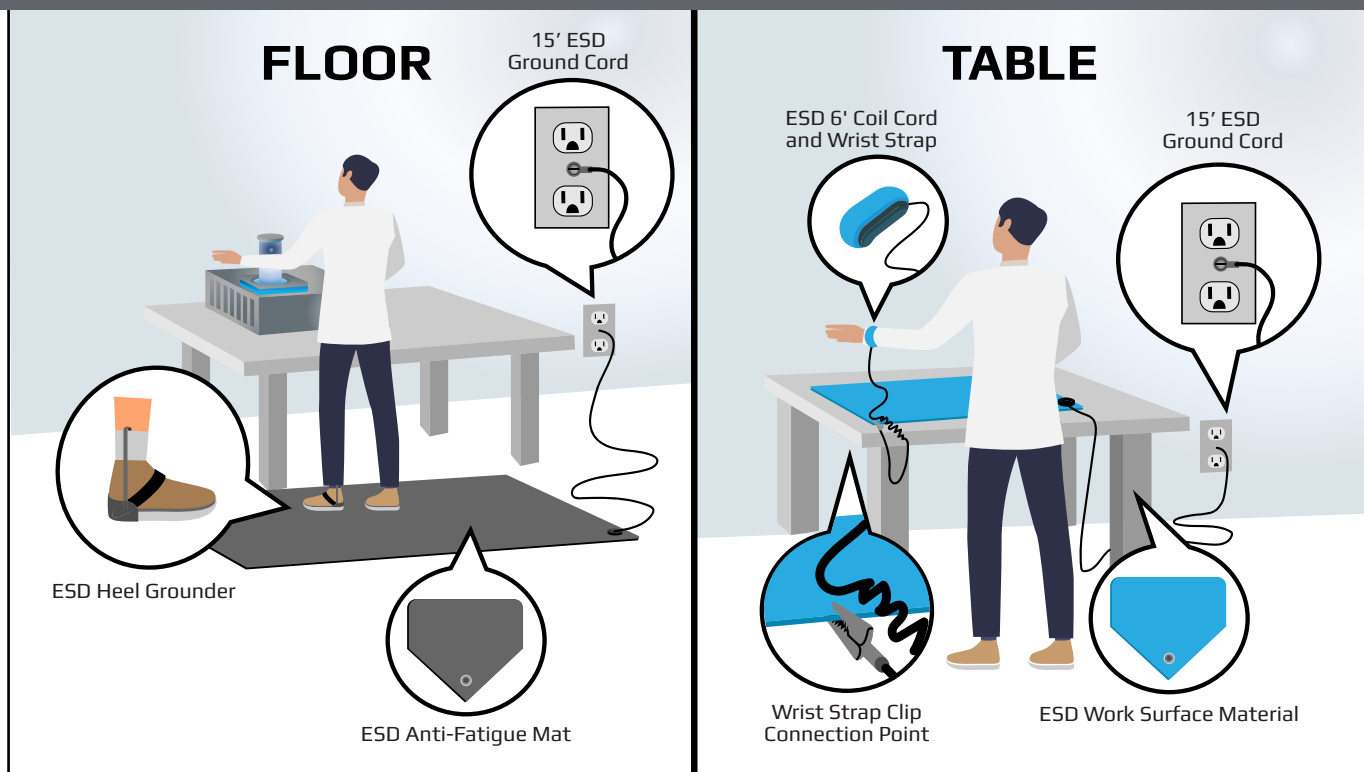
The costs are too high for sub-standard products. Once the cue ball is released there's no stopping the end result.

ELECTRONIC FAILURE

Computer parts, boards, relays are used in just about everything. Don't risk the entire product with damaged parts.

STATIC CONTROL & ESD

Static Electricity can produce damaging sparks that can ruin and destroy expensive equipment. Wearwell offers both conductive and static dissipative mats designed to eliminate static shock. These products promote improved team performance and assure product quality.



786

Electrically Conductive Anti-Fatigue

Electrically Conductive Anti-Fatigue protects sensitive electronic equipment while dramatically reducing workers' standing fatigue. Our No. 1 seller for static-control applications, it features our durable, top-of-the-line Nitricell® sponge, providing the best long-term value for ESD applications. Available in Smooth or Diamond-Plate surfaces.

MAT MUST BE GROUNDED WITH A GROUND CORD; WORKERS MUST WEAR HEEL GROUNDOR OR CONDUCTIVE SHOES.

SIZE	THICKNESS	COLOR	SURFACE TEXTURE	ITEM NUMBER
2' x 3' (61cm x 91cm)	15/16" (24mm)	BK	SM, DP	786.1516x2x3
3' x 5' (91cm x 152cm)	15/16" (24mm)	BK	SM, DP	786.1516x3x5
3' x 75' (91cm x 23m)	15/16" (24mm)	BK	SM, DP	786.1516x3x75
4' x 75' (122cm x 23m)	15/16" (24mm)	BK	SM, DP	786.1516x4x75
2' x 3' (61cm x 91cm)	9/16" (14mm)	BK	SM, DP	786.916x2x3
3' x 5' (91cm x 152cm)	9/16" (14mm)	BK	SM, DP	786.916x3x5
3' x 75' (91cm x 23m)	9/16" (14mm)	BK	SM, DP	786.916x3x75
4' x 75' (122cm x 23m)	9/16" (14mm)	BK	SM, DP	786.916x4x75

Please specify Smooth or Diamond-Plate when ordering.

Available in cuts up to 75' (23m)



SPECIFICATIONS

PVC/Nitrile-Infused Sponge

Edges: Lay-Flat Bevel

Warranty: 1 Year

EOS/ESD S7.1: 1x10⁻³ - 1x10⁻⁶





557

ErgoDeck® ESD

When static electricity builds up, it seeks a path to ground — often through the human body or through sensitive, conductive equipment. The best way to eliminate these risks is to create a static-dissipative environment. ErgoDeck® ESD — a comprehensive flooring solution — offers the best defense. Used over conductive sub-flooring, ErgoDeck® ESD is your best defense against both worker fatigue and static shock that could compromise the quality of your products. Made of a proprietary TPO/carbon blend, ESD properties permeate the entire tile. No snaps or additional grounding is necessary when used over conductive flooring. Positive interlocks stay secure, ensuring areas of any size are protected. When installed wall-to-wall, ramps and corners aren't necessary. For transition areas, use ErgoDeck® standard universal ramps. **MAT MUST BE GROUNDED WITH A GROUND CORD; WORKERS MUST WEAR HEEL GRINDER OR CONDUCTIVE SHOES.** PATENT US 8,006,443B2 US D5210,650S

SIZE	THICKNESS	COLOR	ITEM NUMBER
18" x 18" (46cm x 46cm)	7/8" (22mm)	BK	557.78x18x18BK-CS10



SPECIFICATIONS

Compound: TPO

Edges: Optional 6" (15cm) -Wide Safety Ramps

Warranty: Lifetime

EOS/ESD S7.1: 1x10⁶ - 1x10¹⁰


See page 23 for the universal ErgoDeck® ramps and corners.

770/772

24/Seven® LockSafe® ESD

Use LockSafe ESD to prevent static and protect sensitive electronic equipment. Made to cover large areas quickly, the 770 ESD can be placed directly atop a conductive coating or floor. The 'positive interlock' technology allows the rubber tiles to lock in, while remaining easy enough to 'unzip' for reconfiguration. Around electronics keeping a work area clean is very important. The LockSafe connection system allows the mat to be rolled up to make cleaning easier. **MAT MUST BE GROUNDED WITH A GROUND CORD; WORKERS MUST WEAR HEEL GRINDER OR CONDUCTIVE SHOES.**

SIZE	THICKNESS	COLOR	ITEM NUMBER
Tiles			
3' x 3' (91cm x 91cm)	5/8" (16mm)	BK	770.58x3x3GRBK
3' x 3' (91cm x 91cm)	5/8" (16mm)	BK	772.58x3x3GRBK
Female Edging			
3" x 36" (7.6cm x 91cm)	5/8" (16mm)	BK	578.EdgingFGRBK
3" x 36" (7.6cm x 91cm)	5/8" (16mm)	YL	578.EdgingFGRYL
Male Edging			
3" x 36" (7.6cm x 91cm)	5/8" (16mm)	BK	578.EdgingMGRBK
3" x 36" (7.6cm x 91cm)	5/8" (16mm)	YL	578.EdgingMGRYL
Outside Corner			
3" x 3" (7.6cm x 7.6cm)	5/8" (16mm)	BK	578.CornerGRYL-CS4
3" x 3" (7.6cm x 7.6cm)	5/8" (16mm)	YL	578.CornerGRBK-CS4



SPECIFICATIONS

Compound: Grease Resistant Natural Rubber

Warranty: 1 Year

EOS/ESD S7.1: 1x10⁶-1x10⁹ (meets ANSI/ESD 20.20 requirements)



See page 25 for the universal 24/Seven® LockSafe® ramps and corners.

785

Electrically Conductive Runner

Use Electrically Conductive Runner to prevent static and protect sensitive electronic equipment. It can be rolled out for long aisles or cut to size for specific workstations. A grounding snap is included on each mat for optimum mat performance. Available in Smooth or Diamond-Plate surfaces. **MAT MUST BE GROUNDED WITH A GROUND CORD; WORKERS MUST WEAR HEEL GROUNDOR OR CONDUCTIVE SHOES.**

SIZE	THICKNESS	COLOR	SURFACE TEXTURE	ITEM NUMBER
3' x 75' (91cm x 23m)	5/32" (4mm)	BK	DP	785.532x3x75
3' x 75' (91cm x 23m)	3/32" (2mm)	BK	SM	785.332x3x75
4' x 75' (122cm x 23m)	5/32" (4mm)	BK	DP	785.532x4x75
4' x 75' (122cm x 23m)	5/32" (4mm)	BK	SM	785.532x4x75

Please specify Smooth or Diamond-Plate when ordering.

Available in cuts up to 75' (23m)



791

Static Dissipative Anti-Fatigue

Static Dissipative Anti-Fatigue is an ergonomic standing solution for manufacturing, pharmaceutical, and commercial areas where static electricity poses a problem.

MAT MUST BE GROUNDED WITH A GROUND CORD; WORKERS MUST WEAR HEEL GROUNDOR OR CONDUCTIVE SHOES.

SIZE	THICKNESS	COLOR	ITEM NUMBER
2' x 3' (61cm x 91cm)	1/2" (13mm)	GY	791.12x2x3GY
3' x 5' (91cm x 152cm)	1/2" (13mm)	GY	791.12x3x5GY
3' x 75' (91cm x 23m)	1/2" (13mm)	GY	791.12x3x75GY
4' x 75' (122cm x 23m)	1/2" (13mm)	GY	791.12x4x75GY



SPECIFICATIONS

Compound: PVC/Nitrile-Infused Sponge

Edges: Lay-Flat Bevel

Warranty: 1 Year

EOS/ESD S7.1:1x10⁶ to 1x10¹⁰



793-CORD

The 15' (4.6m)-long ESD Ground Cord is used to connect ESD tabletop and floor mats to ground. The molded-in fastener has an integral one-mega-ohm resistor, conforms to 10mm snaps, and features a solderless terminal. Can be used with all conductive mats.

FOR USE WITH ESD AND CONDUCTIVE MATTING.

SIZE	COLOR	ITEM NUMBER
15' (4.6m)	BK	793.15Cord



SPECIFICATIONS



793-HEEL

Heel Grounder

ESD Heel Grounder allows static electricity to pass from workers who equip it to ESD matting or flooring underfoot. A required accessory for ESD matting, Heel Grounder is "one size fits all" with a Velcro loop for easy attachment.
FOR USE WITH ESD AND CONDUCTIVE MATTING.



SIZE	COLOR	ITEM NUMBER
One size fits all	BK	793.HG

SPECIFICATIONS

One Size Fits All



793-SURFACE

ESD Work Surface

ESD Work Surface Material is designed for work surfaces where static control is imperative. Featuring a flexible three-layer construction, it's ideal for use under computers, as a liner for conductive bins, or for tabletops where components are packaged. Mat must be grounded with a ground cord.



SIZE	THICKNESS	COLOR	ITEM NUMBER
2' x 3' (61cm x 91cm)	1/8" (3mm)	SB	793.18x2x3SB
2' x 4' (61cm x 122cm)	1/8" (3mm)	SB	793.18x2x4SB

SPECIFICATIONS

Compound: Vinyl

Edges: Square Cut

Warranty: 1 Year

EOS/ESD S7.1:1x10^6 to 1x10^10



793-WRIST

Wrist Strap

ESD Wrist Strap is a six-foot comfort strap that loops around a worker's wrist and grounds them to their ESD tabletop mat, allowing static electricity to dissipate harmlessly. ESD Wrist Strap features a solderless terminal. Includes alligator clip for easy ground



SIZE	COLOR	ITEM NUMBER
6' (1.8m)	BK	793.6WSTRAP



SPECIFICATIONS

Warranty: 1 Year

797-CORD

ESD Common Point Ground Cord connects to and grounds two ESD Wrist Straps. ESD Common Point Ground Cord's molded-in male fastener connects to the snap on the tabletop mat while the terminal connects to a building ground.



SIZE	COLOR	ITEM NUMBER
15' (4.6m)	BK	797.CPCORD



SPECIFICATIONS

Warranty: 1 Year



HEALTH, LAB, PHARMACY

Wearwell has a variety of products that deliver optimum support and address contamination concerns such as particulation, out-gassing, and the spread of bacteria. Your facility shares the concerns of healthcare and lab environments if:

- Areas are typically sterile and have like aesthetics
- Transition areas are crucial points for contamination control
- Team members need standing relief for long or multiple shifts

Anti-Microbial - Does not contribute to or support the survival or growth of microorganisms when tested in accordance with ASTM G21-96 (2002).

Add anti-microbial mats as part of
your **PPE** requirement standards

REJUVENATOR®


Rejuvenator® provides optimum performance in the field of labs and pharmacies. Not only does it have a clean consistent aesthetic, it also meets the USP 797 compliance standards for non-viable particulates.

Rejuvenator® flooring, runners, and workstation mats help your team stand stronger, longer. Whether you need to cover an entire lab, a multi-shift pharmacy, or just a single workstation, Rejuvenator® delivers the ultimate combination of durability, ergonomics, and awesome good looks! Manufactured entirely from Polyurethane, this perennial all-star features an unparalleled lifetime-warranty. Simply put, we've engineered Rejuvenator® to outlast and outperform any would-be rivals. Rejuvenator® has quickly become the ergonomic floor surface of choice for top-performing companies worldwide.

502

Flooring

Available in domed and squared designs, Rejuvenator® Flooring features large, 3' x 3' (91cm x 91cm) and 1' x 3' (30cm x 91cm) modules — that interlock on all four sides to customize on-site virtually any flooring configuration. The interlock is incredibly effective and also hidden so the ergonomic floor you've created is seamless and stable underfoot. Having the ability to customize in one-foot increments and finish off with beveled ramps (yellow or black) sets it apart from all other Polyurethane "wannabes."



502 Rejuvenator® Squared			
SIZE	THICKNESS	COLOR	ITEM NUMBER
1' x 3' (30cm x 91cm)	5/8" (16mm)	BK	502.58x1x3BK
3' x 3' (91cm x 91cm)	5/8" (16mm)	BK	502.58x3x3BK




SPECIFICATIONS

Compound: Polyurethane
Edges: Optional 2" (5cm) - Wide
 Safety Edging
Warranty: Lifetime

UNIVERSAL REJUVENATOR® RAMPS			
SIZE	THICKNESS	COLOR	ITEM NUMBER
2" x 39" (5cm x 96cm)	5/8" (16mm)	BK, YL	502.58x2x39F
2" x 39" (5cm x 96cm)	5/8" (16mm)	BK, YL	502.58x2x39M

F: Female connector M: Male connector
 Rejuvenator® edging is universal to all Rejuvenator® tiles

Rejuvenator flooring has 2" (5cm) wide ramps that provide a visual cue and transition for on-off access and are compatible with 502 and 503 flooring tiles.





502

Rejuvenator® Runner

Rejuvenator® Runners give you the option to create 2' (61cm) and 3' (91cm) wide runs of ergonomic matting. With a female end and a male end, all that's left is to connect as many centers as you need for your space. The molded-in ramps reduce installation time and costs.



502 Rejuvenator® Squared			
SIZE	THICKNESS	COLOR	ITEM NUMBER
2' x 5' (61cm x 152cm)	5/8" (16mm)	BK	502.58x2x5CBK
2' x 5' (61cm x 152cm)	5/8" (16mm)	BK	502.58x2x5EFBK
2' x 5' (61cm x 152cm)	5/8" (16mm)	BK	502.58x2x5EMBK
3' x 5' (91cm x 152cm)	5/8" (16mm)	BK	502.58x3x5CBK
3' x 5' (91cm x 152cm)	5/8" (16mm)	BK	502.58x3x5EFBK
3' x 5' (91cm x 152cm)	5/8" (16mm)	BK	502.58x3x5EMBK

C: Center
EF: End, Female
EM: End, Male



SPECIFICATIONS

Compound: Polyurethane
Edges: Molded-in Safety Bevel
Warranty: Lifetime

Need a longer runner?

Simply add more 5' center mats for unlimited length!



502

Workstation Mat

Rejuvenator® Workstation Mats provide an out-of-the-box anti-fatigue solution for workers who spend most of their shift standing at one station. Rejuvenator® Workstation Mats feature the same awesome aesthetics as the rest of the Rejuvenator® products, so your facility can look clean and consistent.



502 Rejuvenator® Squared			
SIZE	THICKNESS	COLOR	ITEM NUMBER
2' x 3' (61cm x 91cm)	5/8" (16mm)	BK	502.58x2x3BK
2' x 5' (61cm x 152cm)	5/8" (16mm)	BK	502.58x2x5BK
3' x 5' (91cm x 152cm)	5/8" (16mm)	BK	502.58x3x5BK



SPECIFICATIONS

Compound: Polyurethane
Edges: Molded-in Safety Bevel
Warranty: Lifetime

TILE-TOP SPONGECOTE™

From healthcare to laboratories, Tile-Top Spongecote™ AM is the ergonomic matting of choice for medical professionals. The smooth surface cleans easily and bounces back for long lasting performance.

WOW!
FINISH
**STOP
SLIDING
MATS!**



NEW TILE-TOP SPONGECOTE WITH WOW! FINISH

Our latest innovation keeps mats from sliding around on the floor BUT allows them to be relocated as needed. Heel strikes and foot traffic can cause mats to slowly shift or “creep” away from its original location. This can damage the mat and pose trip hazards. The WOW! Finish keeps mats in place and prevents “mat creep”!

819/820

Nitricell® Tile-Top SpongeCote® with WOW!

Wearwell continues to set the industry benchmark in matting, flooring, and facility solutions. WOW!, a special finish that prevents mats from sliding in use, is no exception. Whether you are working on dusty concrete or slick epoxy, mats should not slide around. WOW! finally solves this decades old problem.



819 UltraSoft Tile-Top AM with WOW! Finish
7/8" (22mm) Thickness

SIZE	COLOR	ITEM NUMBER
2' x 3' (61cm x 91cm)	BK, BL, CH, GY	819.78x2x3AM
3' x 5' (91cm x 1.5m)	BK, BL, CH, GY	819.78x3x5AM

Available in 1' increment cuts up to 75'

820 Tile-Top AM with WOW! Finish
1/2" (13mm) Thickness

SIZE	COLOR	ITEM NUMBER
2' x 3' (61cm x 91cm)	BK, BL, CH, GY	820.12x2x3AM
3' x 5' (91cm x 1.5m)	BK, BL, CH, GY	820.12x3x5AM

Available in 1' increment cuts up to 75'

Wearwell.com/WOW



AVAILABLE TILE-TOP COLORS



BLACK




BLUE



CHARCOAL



GRAY



OUR PROVEN PROCESS

THE LAY-FLAT MAT WITH OVER 20% MORE STANDING AREA

Antimicrobial Sponge is machine beveled before surface is bonded. This creates a mechanical bevel that pulls the surface edge to the floor.

WOW! | THE WOW! PROMISE

**WOW! FINISH KEEPS YOUR MAT FIRMLY PLANTED
EVEN ON SLICK TILE FLOORS.**

TILE-TOP SPONGECOTE™

From healthcare to laboratories, Tile-Top Spondecote™ AM is the ergonomic matting of choice for medical professionals. The smooth surface cleans easily and bounces back for long lasting performance.

- Standing area extends to within 1.5" (4cm) - 3.5" (9cm) of surface edge
- Gravity or mechanical beveled for gradual transition to floor for optimum trip prevention

GOOD

BETTER

BEST

SMART®

Select

Nitricell®

Product Family	496	494	419, 420
Description	Made from 100% recycled urethane sponge, SMART® is a durable matting base that combines comfort, ecology, and economy. Best suited for dry areas, this green material is a Wearwell exclusive.	Flex-Link™ is a PVC sponge comparable to those used by our competitors, at a similar price point. The difference is our tapered Flex-Link™ base, which offers a larger usable ergonomic area, reduces "sponge dust" and keeps our mats from sliding.	Anti-microbial (AM) top to bottom. Nitricell®, the AM nitrile rubber composite sponge offers maximum comfort and resilience, while the AM surface delivers additional abrasion and chemical resistance.
Anti-Microbial	★ ★	★ ★	★ ★ ★
Standing Area	★	★ ★	★ ★ ★
Rebound	★ ★	★	★ ★ ★
Life Expectancy	★	★ ★	★ ★ ★
Bevel	★	★ ★	★ ★ ★
Green	★ ★ ★	★	★
Price Point	★ ★ ★	★ ★	★
Value	★	★ ★	★ ★ ★
Customization	★	★	★ ★ ★
Warranty	1 Year	3 Years	Limited Lifetime
Application			
Industry			
Colors			



419/420

Nitricell® Tile-Top SpongeCote™ AM

419 UltraSoft Tile-Top SpongeCote™ AM 7/8" (22mm) Thickness		
SIZE	COLOR	ITEM NUMBER
2' x 3' (61cm x 91cm)	BK, BL, CH, GY	419.78x2x3AM
2' x 60' (61cm x 18m)	BK, BL, CH, GY	419.78x2x60AM
3' x 5' (91cm x 1.5m)	BK, BL, CH, GY	419.78x3x5AM
3' x 10' (91cm x 3m)	BK, BL, CH, GY	419.78x3x10AM
3' x 60' (91cm x 18m)	BK, BL, CH, GY	419.78x3x60AM
4' x 60' (122cm x 18m)	BK, BL, CH, GY	419.78x4x60AM

420 Tile-Top SpongeCote™ AM 1/2" (13mm) Thickness		
SIZE	COLOR	ITEM NUMBER
2' x 3' (61cm x 91cm)	BK, BL, CH, GY	420.12x2x3AM
2' x 60' (61cm x 18m)	BK, BL, CH, GY	420.12x2x60AM
3' x 5' (91cm x 1.5m)	BK, BL, CH, GY	420.12x3x5AM
3' x 10' (91cm x 3m)	BK, BL, CH, GY	420.12x3x10AM
3' x 60' (91cm x 18m)	BK, BL, CH, GY	420.12x3x60AM
4' x 60' (122cm x 18m)	BK, BL, CH, GY	420.12x4x60AM

494

Flex-Link™ Tile-Top Select

7/8" (22mm) Thickness		
SIZE	COLOR	ITEM NUMBER
2' x 3' (61cm x 91cm)	BL, BWH, CH, GY	494.78x2x3
2' x 60' (61cm x 18m)	BL, BWH, CH, GY	494.78x2x60
3' x 5' (91cm x 1.5m)	BL, BWH, CH, GY	494.78x3x5
3' x 60' (91cm x 18m)	BL, BWH, CH, GY	494.78x3x60
4' x 60' (122cm x 18m)	BL, BWH, CH, GY	494.78x4x60

1/2" (13mm) Thickness		
SIZE	COLOR	ITEM NUMBER
2' x 3' (61cm x 91cm)	BL, BWH, CH, GY	494.12x2x3
2' x 60' (61cm x 18m)	BL, BWH, CH, GY	494.12x2x60
3' x 5' (91cm x 1.5m)	BL, BWH, CH, GY	494.12x3x5
3' x 60' (91cm x 18m)	BL, BWH, CH, GY	494.12x3x60
4' x 60' (122cm x 18m)	BL, BWH, CH, GY	494.12x4x60

496

SMART® Tile-Top

7/8" (22mm) Thickness		
SIZE	COLOR	ITEM NUMBER
2' x 3' (61cm x 91cm)	BK, BL, CH, GY	496.78x2x3
2' x 60' (61cm x 18m)	BK, BL, CH, GY	496.78x2x60
3' x 5' (91cm x 1.5m)	BK, BL, CH, GY	496.78x3x5
3' x 60' (91cm x 18m)	BK, BL, CH, GY	496.78x3x60
4' x 60' (122cm x 18m)	BK, BL, CH, GY	496.78x4x60

1/2" (13mm) Thickness		
SIZE	COLOR	ITEM NUMBER
2' x 3' (61cm x 91cm)	BK, BL, CH, GY	496.12x2x3
2' x 60' (61cm x 18m)	BK, BL, CH, GY	496.12x2x60
3' x 5' (91cm x 1.5m)	BK, BL, CH, GY	496.12x3x5
3' x 60' (91cm x 18m)	BK, BL, CH, GY	496.12x3x60
4' x 60' (122cm x 18m)	BK, BL, CH, GY	496.12x4x60

Available in cuts up to 60' (18m)

PermaTack is designed for labs, clean rooms, and pharmacies that need serious long-term contamination control. The unique "tacky" surface removes up to 98% of contaminants from shoes. Just clean the surface and the mat's "tackiness" returns.


SIZE	THICKNESS	COLOR	ITEM NUMBER
27" x 48" (69cm x 122cm)	1/8" (3mm)	BL	092.18x27x48BL
36" x 54" (91cm x 137cm)	1/8" (3mm)	BL	092.18x36x54BL
27" x 72" (69cm x 1.8m)	1/8" (3mm)	BL	092.18x27x72BL
27" x 10' (69cm x 3m)	1/8" (3mm)	BL	092.18x27x10BL
27" x 20' (69cm x 6.1m)	1/8" (3mm)	BL	092.18x27x20BL
54" x 10' (1.4m x 3m)	1/8" (3mm)	BL	092.18x54x10BL
54" x 20' (1.4m x 6.1m)	1/8" (3mm)	BL	092.18x54x20BL

SPECIFICATIONS

Compound: Vinyl Polymer

Edges: Square

Warranty: 2 Years



095

Clean Room Mat

Clean Room Mats are the easy solution for common contamination-control issues. They are comprised of stacks of "tacky" film sheets that collect dirt and debris from shoes. Just peel away a full sheet to expose a new one.

SIZE	SHEETS PER MAT	COLOR	ITEM NUMBER
18" x 36" (46cm x 91cm)	30, 60 (WH only)	BL, WH	095.18x36
18" x 45" (46cm x 114cm)	30, 60 (WH only)	BL, WH	095.18x45
24" x 45" (61cm x 114cm)	30, 60 (WH only)	BL, WH	095.24x45
2' x 3' (61cm x 91cm)	30	BL, WH	095.2x3
36" x 45" (91cm x 114cm)	30	BL, WH	095.36x45
3' x 5' (91cm x 152cm)	30	BL, WH	095.3x5



SPECIFICATIONS

Compound: Polyethylene

Edges: Square



580

Autoclavable Mat

Autoclavable Mat is the standing product of choice for sterile environments such as hospital ORs, surgery centers, and laboratories. The flexible and resilient latex-free non-porous rubber surface is 100% anti-microbial and provides workers with relief during long shifts and periods of extended standing.

SIZE	THICKNESS	COLOR	ITEM NUMBER
2' x 3' (61cm x 91cm)	1/2" (13mm)	GY	580.12x2x3GY



SPECIFICATIONS

Compound: NBR: Nitrile Rubber

Edges: Beveled

Warranty: 1 Year





Entrance & Runners

Choose from a variety of surface patterns and thicknesses to suit your needs.

These products protect your fans, team and your facility, whether in the front office of a plant, educational facility or strip mall, There's room for a runner on your team.

- **Work areas are slick, have high traffic, or need protection from wear and debris**
 - **You require a low-profile solution with good abrasion resistance**
 - **Your goals include eliminating slips and improving facility maintenance**
-

The goal is simple. Drive Up Performance While Upholding High Safety Standards.

50% IMPROVEMENT

in circulation and musculoskeletal health from standing on an anti-fatigue mat*

* Source: medicalbillingandcoding.org and the University of Loughborough

RUNNERS

Increase safety, improve traction, and protect floors in walkways and entrances.

475


Kushion Walk

At 3/8" (10mm) thick with a super-cut-resistant formulation, Kushion Walk has the enduring and fatigue-fighting characteristics that tough workplaces demand. Use it to cover grated walkways and mezzanines, under heavy equipment, and to guard against slips and falls.

SIZE	THICKNESS	HOLE DIAMETER	COLOR	SURFACE TEXTURE	ITEM NUMBER
2' x 60' (61cm x 18m)	3/8" (10mm)	.25	BK, BYL	SLT	475.38x2x60SLT
2' x 60' (61cm x 18m)	3/8" (10mm)	.25	BK, BYL	UNS	475.38x2x60UNS
3' x 5' (91cm x 1.5m)	3/8" (10mm)	.25	BK, BYL	SLT	475.38x3x5SLT
3' x 5' (91cm x 1.5m)	3/8" (10mm)	.25	BK, BYL	UNS	475.38x3x5UNS
3' x 60' (91cm x 18m)	3/8" (10mm)	.25	BK, BYL	SLT	475.38x3x60SLT
3' x 60' (91cm x 18m)	3/8" (10mm)	.25	BK, BYL	UNS	475.38x3x60UNS

Please specify Slotted or Unslotted when ordering.

Available in cuts up to 60' (18m)



SPECIFICATIONS

Compound: PVC

Edges: Square

Warranty: 1 Year

480

Abrasive Coated Kushion Walk

Abrasive Coated Kushion Walk features our unique GRITSHIELD™ surface, specifically designed for the slickest locations. With slips and falls being such dangers in today's workplaces, Abrasive Coated Kushion Walk offers a sure-footed solution for areas requiring high traction.

SIZE	THICKNESS	COLOR	SURFACE TEXTURE	ITEM NUMBER
2' x 60' (61cm x 18m)	3/8" (10mm)	BK	SLT	480.38x2x60SLTBK
2' x 60' (61cm x 18m)	3/8" (10mm)	BK	UNS	480.38x2x60UNSBK
3' x 60' (91cm x 18m)	3/8" (10mm)	BK	SLT	480.38x3x60SLTBK
3' x 60' (91cm x 18m)	3/8" (10mm)	BK	UNS	480.38x3x60UNSBK

Available in cuts up to 60' (18m)



SPECIFICATIONS

Compound: PVC

Edges: Square

Warranty: 1 Year

405

Enviro Mat

Made of more than 80% post-consumer recycled material, Enviro Mat is one of the most environmentally friendly mats on the market. Designed for impact resistance, it is a great choice for work areas that involve heavy objects.

SIZE	THICKNESS	COLOR	ITEM NUMBER
2' x 105' (61cm x 32m)	3/8" (10mm)	BK	405.38x2x105BK
3' x 105' (91cm x 32m)	3/8" (10mm)	BK	405.38x3x105BK
4' x 105' (122cm x 32m)	3/8" (10mm)	BK	405.38x4x105BK

Available in cuts up to 105'



SPECIFICATIONS

Compound: Recycled Rubber

Edges: Square

Warranty: 1 Year

383

Textured Kleen-Rite



This low-profile, versatile runner is made from textured thermoplastic rubber and has a tensile strength of 1,000 lbs (454kg). Designed to prevent slips on slick floors, it can also be sized for use as a shelf, drawer, or locker liner.

SIZE	THICKNESS	COLOR	ITEM NUMBER
3' x 75' (91cm x 23m)	3/32" (2mm)	BK	383.332x3x75BK
3' x 150' (91cm x 46m)	3/32" (2mm)	BK	383.332x3x150BK
4' x 75' (122cm x 23m)	3/32" (2mm)	BK	383.332x4x75BK
4' x 150' (122cm x 46m)	3/32" (2mm)	BK	383.332x4x150BK



SPECIFICATIONS

Compound: TPE

Edges: Square

Warranty: 1 Year

381

Standard Corrugated Vinyl



Standard Corrugated Vinyl adds traction where needed while protecting floors from wear and chemical damage. Our most popular runner, it is easy to clean, has a low maintenance cost, and helps reduce the frequency of comprehensive floor cleanings.

SIZE	THICKNESS	COLOR	ITEM NUMBER
2' x 75' (61cm x 23m)	1/8" (3mm)	BK	381.18x2x75BK
2' x 105' (61cm x 32m)	1/8" (3mm)	BK	381.18x2x105BK
2' x 150' (61cm x 46m)	1/8" (3mm)	BK	381.18x2x150BK
3' x 75' (91cm x 23m)	1/8" (3mm)	BK	381.18x3x75BK
3' x 105' (91cm x 32m)	1/8" (3mm)	BK	381.18x3x105BK
3' x 150' (91cm x 46m)	1/8" (3mm)	BK	381.18x3x150BK
4' x 75' (122cm x 23m)	1/8" (3mm)	BK	381.18x4x75BK
4' x 105' (122cm x 32m)	1/8" (3mm)	BK	381.18x4x105BK
4' x 150' (122cm x 46m)	1/8" (3mm)	BK	381.18x4x150BK



SPECIFICATIONS

Compound: PVC

Edges: Square

Warranty: 1 Year

385

Diamond-Plate



Our industrial strength Diamond-Plate runner protects floors in busy work areas from heavy foot traffic and provides workers with increased traction. 100% vinyl, it can be custom sized up to 75' (23m) in length.

SIZE	THICKNESS	COLOR	ITEM NUMBER
2' x 75' (61cm x 23m)	3/16" (5mm)	BK, BYL, GY	385.316x2x75
3' x 75' (91cm x 23m)	3/16" (5mm)	BK, BYL, GY	385.316x3x75
4' x 75' (122cm x 23m)	3/16" (5mm)	BK, BYL, GY	385.316x4x75

Available in cuts up to 75' (23m)



SPECIFICATIONS

Compound: PVC

Edges: Square

Warranty: 1 Year

305

Heavy Duty Corrugated



Our thickest and toughest runner, Heavy Duty Corrugated protects floors in heavily trafficked areas and provides long-lasting slip and chemical resistance in nearly all environments. 100% vinyl, it can be custom sized up to 75' (23m) in length.

SIZE	THICKNESS	COLOR	ITEM NUMBER
2' x 75' (61cm x 23m)	1/4" (6mm)	BK	305.14x2x75BK
3' x 75' (91cm x 23m)	1/4" (6mm)	BK	305.14x3x75BK
4' x 75' (122cm x 23m)	1/4" (6mm)	BK	305.14x4x75BK

Available in cuts up to 75' (23m)



SPECIFICATIONS

Compound: PVC

Edges: Square

Warranty: 1 Year

ENTRANCE


Check debris at the door. Use entrance mats to keep dirt outside and your facility in top condition.

220

Multi-Guard Heavy Duty

Multi-Guard Heavy Duty entrance mats use thousands of rubber scrapers to remove dirt, mud, and other debris from shoes. Capable of capturing pounds of dirt between cleanings, Multi-Guard Heavy Duty defends your entryways from crud — period.

SIZE	THICKNESS	COLOR	ITEM NUMBER
24" x 32" (61cm x 81cm)	1/2" (13mm)	BK	220.12x24x32BK
28" x 46" (71cm x 117cm)	1/2" (13mm)	BK	220.12x28x46BK
32" x 39" (81cm x 99cm)	1/2" (13mm)	BK	220.12x32x39BK
3' x 5' (91cm x 152cm)	1/2" (13mm)	BK	220.12x3x5BK
3' x 6' (91cm x 1.8m)	1/2" (13mm)	BK	220.12x3x6BK



SPECIFICATIONS

Compound: GR: Natural Rubber
Edges: 1" (2.5cm) Molded and Beveled
Warranty: 1 Year



224

UpFront Scraper

UpFront Scraper mats are the industry standard for economical entrance mats. Both the solid and drainage versions do a great job preventing dirt and moisture from entering buildings. UpFront Scraper gets the dirty work done.

SIZE	THICKNESS	COLOR	SURFACE TEXTURE	ITEM NUMBER
3' x 5' (91cm x 152cm)	5/16" (8mm)	BK	UNS	224.516x3x5GRBK
3' x 5' (91cm x 152cm)	5/16" (8mm)	BK	SLT	224.516x3x5GRSLTBK



SPECIFICATIONS

Compound: SBR: Natural Rubber
Edges: Tapered
Warranty: 1 Year



227

OutFront Reversible

A versatile scraper mat, OutFront Reversible provides an all-season line of defense for entryways. One side is designed to remove heavy debris and snow; the other side dislodges the dirt and moisture that comes with more moderate weather.

SIZE	THICKNESS	COLOR	ITEM NUMBER
3' x 6' (91cm x 1.9m)	7/16" (11mm)	BK	227.716x3x6BK



SPECIFICATIONS

Compound: SBR: Natural Rubber
Edges: Tapered
Warranty: 1 Year





229

Mud Chucker™



SPECIFICATIONS

Compound: Natural Rubber

Warranty: 1 Year



The name says it all: This rugged entrance solution was made to chuck mud. The recessed step-in area with rubber fingers on the sides and bottom remove mud, as well as dirt, grass, salt, and snow. The durable ridges and sidewalls work in all seasons, keeping the debris out of your building year-round.

Mud Chucker™ mats can be used as portable shoe scrapers for off-site jobs or traveling workers, or can be permanently installed at facility entryways.

SIZE	THICKNESS	COLOR	ITEM NUMBER
2 x 12 x 15 1/4" (5cm x 30cm x 39cm)	2.2" (56mm)	BK	229.2.2x12.4x15.25

095

Tacky Mat



SPECIFICATIONS

Compound: Polyethylene

Edges: Square



Tacky Mats are the easy solution for common contamination-control issues. They are comprised of stacks of "tacky" film sheets that collect dirt and debris from shoes. Just peel away a full sheet to expose a new one.

SIZE	SHEETS PER MAT	COLOR	ITEM NUMBER
18" x 36" (46cm x 91cm)	30, 60 (WH only)	BL, WH	095.18x36
18" x 45" (46cm x 114cm)	30, 60 (WH only)	BL, WH	095.18x45
24" x 45" (61cm x 114cm)	30, 60 (WH only)	BL, WH	095.24x45
2' x 3' (61cm x 91cm)	30	BL, WH	095.2x3
36" x 45" (91cm x 114cm)	30	BL, WH	095.36x45
3' x 5' (91cm x 152cm)	30	BL, WH	095.3x5

Slips, Trips & Falls

The first step in prevention is evaluating how safe your floors are

MATTING ACCESSORIES



GripSafe Reflective Tape 050

This heavy-duty reflective tape prevents mats from sliding on almost any surface. Use it also to eliminate trip hazards and define borders in high-traffic areas.

SIZE	ITEM NUMBER
4" x 45' (10cm x 13.8m)	050.4x45YL



GripStrips 051

These two-sided tacky strips are designed to keep mats in place on highly polished surfaces. The strips remain sticky after cleaning so they can be reused.

SIZE	ITEM NUMBER
6" x 6" (15cm x 15cm)	051.6x6BL



Stick 'N Grip Double Stick Mat Tape 054

You don't have settle for slipping and sliding mats! Stick n' Grip tape isn't just any double-sided mat tape. It features two unique adhesives- one that sticks to the mat and the other that grips to the floor. Stick n' Grip works wonders on traditionally challenging floors like slick epoxy and polished concrete!

SIZE	ITEM NUMBER
2" x 180' (6cm x 540m)	054.2x180CL

PORTABLE ANTI-FATIGUE

518

Comfort2Go™



For workers on the go, Comfort2Go™ mats are the go-to choice that lives up to its name. A portable mat with a built-in handle, it's easy on the knees when you kneel and bolstering underfoot when you need some standing support.

A dual-layer anti-fatigue mat that features a long-lasting PVC surface and a premium nitrile rubber composite sponge base, A Comfort2Go™ mat measures 17" x 30" (43cm x 76cm). Protect yourself on the move with the mat that's always there when you need it.



SPECIFICATIONS

Compound: PVC/Nitrile-Infused Sponge

Warranty: 4 Years



SIZE	THICKNESS	COLOR	ITEM NUMBER
17" x 30" (43cm x 76cm)	7/8" (22mm)	BK	518.78x17x30BK



Index & Product Specifications

Group Code	Product Name	Page	Recycled Content	Flammability	
FP1	FOUNDATION Smooth Platform Kits	10	54%	FMVSS 302: Pass SE/(B)	
FP2	FOUNDATION Open Platform Kits	10	54%	FMVSS 302: Pass B	
FP3	FOUNDATION Diamond Plate Platform Kits	11	54%	FMVSS 302: Pass B	
F01	FOUNDATION Tile Smooth	12	100%	FMVSS 302: Pass SE/(B)	
F02	FOUNDATION Tile Open	12	100%	FMVSS 302: Pass B	
F03	FOUNDATION Tile Diamond-Plate	12	100%	FMVSS 302: Pass B	
F1.R	FOUNDATION RAMPS	13	90%	Not Applicable	
PWR	POWERHOUSE MD 5 Channel Straight	17	Not Applicable	FMVSS 302 SE Rating	
PWR	POWERHOUSE GP 5 Channel Straight	17	Not Applicable	FMVSS 302 SE Rating	
PWR	POWERHOUSE HD 3 Channel Straight	18	Not Applicable	FMVSS 302 SE Rating	
PWR	POWERHOUSE HD 3 Channel Turn	18	Not Applicable	FMVSS 302 SE Rating	
PWR	POWERHOUSE HD 5 Channel Straight	19	Not Applicable	FMVSS 302 SE Rating	
PWR	POWERHOUSE HD 5 Channel Turn	19	Not Applicable	FMVSS 302 SE Rating	
054	Stick 'N Grip Double Stick Mat Tape	96	Not Available	Not Available	
092	PermaTack	88	<10%	Not Available	
095	Clean Room Mat	89	<10%	Not Available	
220	Heavy Duty Multi-Guard	94	>33%	DOC FF1-70 / Meets Standards	
222-ST	Sanitizing Footbath Mat Standard	63	>33%	DOC FF1-70 / Meets Standards	
222-TW	Sanitizing Footbath Mat Tall Wall	63	>33%	DOC FF1-70 / Meets Standards	
224-SLT	Upfront Scraper Mat Slotted	94	>33%	MVSS 302 / "A" Rating	
224-UNS	Upfront Scraper Mat Unslotted	94	>33%	MVSS 302 / "A" Rating	
227	OutFront Reversible	94	>33%	MVSS 302 / "A" Rating	
229	Mud Chucker™	95	>50%	MVSS 302 / "A" Rating	
305	Heavy Duty Corrugated	93	>50%	MVSS 302 / "A" Rating	
381	Standard Corrugated Vinyl	93	>50%	MVSS 302 / "A" Rating	
383	Textured Kleen-Rite	93	>50%	MVSS 302 / "A" Rating	
385	Diamond-Plate	93	>50%	MVSS 302 / "A" Rating	
405	Enviro Mat	92	>95%	MVSS 302 / "A" Rating	
414	UltraSoft Diamond-Plate	39	>50%	MVSS 302 / "A" Rating	
415	Diamond-Plate SpongeCote®	39	>50%	MVSS 302 / "A" Rating	
416	Diamond-Plate w/GRITSHIELD™ UltraSoft	39	>50%	MVSS 302 / "A" Rating	
419	UltraSoft Tile-Top Spongecote™ AM	87	<10%	MVSS 302 / "A" Rating	
420	Tile-Top Spongecote™ AM	87	<10%	MVSS 302 / "A" Rating	
427	Soft Step	69	<10%	DOC FF1-70 / Flame Retardant Rating	
431	Corrugated SpongeCote®	41	>50%	MVSS 302 / "A" Rating	
433	ComfortPro™	41	>50%	DOC FF1-70 / Flame Retardant Rating	
440	Ultra-Tred ArmorCote	67	<10%	DOC FF1-70 / Flame Retardant Rating	
442	Deluxe Tuf Sponge	68	<10%	DOC FF1-70 / Flame Retardant Rating	
444	Deluxe Soft Step	51	<10%	DOC FF1-70 / Flame Retardant Rating	
447	WeldSafe® UltraSoft	40	>20%	MVSS 302 / "A" Rating	
451	Tuf Sponge	68	<10%	DOC FF1-70 / Flame Retardant Rating	
452	Diamond Tuf Sponge	68	<10%	DOC FF1-70 / Flame Retardant Rating	
454	Ortho Stand™	56	>50%	MVSS 302 / "A" Rating	
459	Endurable	69	<10%	MVSS 302 / "A" Rating	
474	WorkRite	57	>33%	MVSS 302 / "A" Rating	
475-SLT	Kushion Walk Slotted	92	<10%	MVSS 302 / "A" Rating	
475-UNS	Kushion Walk Unslotted	92	<10%	MVSS 302 / "A" Rating	
476-GR	Industrial WorkSafe® GR	58	>33%	MVSS 302 / "A" Rating	
476-NBR	Industrial WorkSafe® NBR	58	>15%	MVSS 302 / "A" Rating	
477	WorkSafe® Grease Resistant	59	>33%	MVSS 302 / "A" Rating	
478	WorkSafe® Light CFR	58	<10%	MVSS 302 / "A" Rating	
480-SLT	Abrasive Coated Kushion Walk Slotted	92	<10%	MVSS 302 / "A" Rating	
480-UNS	Abrasive Coated Kushion Walk Unslotted	92	<10%	MVSS 302 / "A" Rating	
482	Grade "A"®	62	<10%	MVSS 302 / "A" Rating	
494	Tile-Top Spongecote™ Select	87	<10%	MVSS 302 / "A" Rating	
495	Diamond-Plate Select UltraSoft	39	>50%	MVSS 302 / "A" Rating	
496	SMART® Tile Top	87	>50%	MVSS 302 / "A" Rating	
497	SMART® Diamond-Plate	39	>80%	MVSS 302 / "A" Rating	
502-F	Rejuvenator® Squared Interlocking Tile	22	0%	MVSS 302 / "A" Rating	
502-M	Rejuvenator® Squared Workstation Mat	23	0%	MVSS 302 / "A" Rating	
502-R	Rejuvenator® Squared Modular Runner	23	0%	MVSS 302 / "A" Rating	

	Tabor Abrasion	Temp Range (°F)	Coefficient of Friction	Compression Deflection
	ASTM D3884: 0% @1000 cycles	32-160F	ASTM F2913-19: 0.79 dry, 0.62 wet	Not Applicable
	ASTM D3884: 0% @1000 cycles	32-160F	ASTM F2913-19: 1.03 dry, 0.83 wet	Not Applicable
	ASTM D3884: 0% @1000 cycles	32-160F	ASTM F2913-19: 1.09 dry, 0.90 wet	Not Applicable
	ASTM D3884: 0% @1000 cycles	32-160F	ASTM F2913-19: 0.79 dry, 0.62 wet	Not Applicable
	ASTM D3884: 0% @1000 cycles	32-160F	ASTM F2913-19: 1.03 dry, 0.83 wet	Not Applicable
	ASTM D3884: 0% @1000 cycles	32-160F	ASTM F2913-19: 1.09 dry, 0.90 wet	Not Applicable
	Not Applicable	Not Applicable	Not Applicable	Not Applicable
	< .5% weight loss after 1,000 cycles	40-150F	Not Applicable	Not Applicable
	< .5% weight loss after 1,000 cycles	40-150F	Not Applicable	Not Applicable
	< .5% weight loss after 1,000 cycles	40-150F	Not Applicable	Not Applicable
	< .5% weight loss after 1,000 cycles	40-150F	Not Applicable	Not Applicable
	< .5% weight loss after 1,000 cycles	40-150F	Not Applicable	Not Applicable
	< .5% weight loss after 1,000 cycles	40-150F	Not Applicable	Not Applicable
	Not Available	Not Available	Not Available	Not Available
	Not Available	32-123	2.02 per ASRM C1028, 4.05 Tortus	Not Available
	Not Available	32-123	2.02 per ASRM C1028, 4.05 Tortus	Not Available
	Not Available	10-120	ASTM F1677 / Dry: >1.0 / Wet: .98	Not Available
	Not Available	10-120	ASTM F1677 / Dry: >1.0 / Wet: .98	Not Available
	Not Available	10-120	ASTM F1677 / Dry: >1.0 / Wet: .98	Not Available
	Not Available	10-120	ASTM F1677 / Dry: >1.0 / Wet: .98	Not Available
	Fed Std 191 / 1% lost @ 1,000 cycles	-10-120	ASTM F1677 / Dry: .91 / Wet: .65	
	Fed Std 191 / 1% lost @ 1,000 cycles	-10-120	ASTM F1677 / Dry: .91 / Wet: .65	
	Fed Std 191 / 1% lost @ 1,000 cycles	0-600	ASTM F1677 / Dry: 1.1 / Wet: .67	
	Fed Std 191 / 1% lost @ 1,000 cycles		ASTM F1677 / Dry: .68 / Wet: .17	
	Fed Std 193 / <5% lost @ 1,000 cycles			
	Fed Std 191 / 1% lost @ 1,000 cycles	-10-120	ASTM F1677 / Dry: .68 / Wet: .17	ASTM D575 / Deflection @ 35psi, mm = 13.20
	Fed Std 191 / 1% lost @ 1,000 cycles	-10-120	ASTM F1677 / Dry: .68 / Wet: .17	ASTM D575 / Deflection @ 35psi, mm = 8.43
	Fed Std 191 / 1% lost @ 1,000 cycles	0-110	ASTM F1677 / Dry: 1.10 / Wet: 1.0	ASTM D575 / Deflection @ 35psi, mm = .50
	Fed Std 191 / 1,000g, CS-17 wheel	0-110	ASTM F1677 / Dry: .78	ASTM D575 / Deflection @ 35psi, mm = .472
	Fed Std 193 / <1% lost @ 1,000 cycles	0-110	ASTM F1677 / Dry: .78	ASTM D575 / Deflection @ 35psi, mm = .343
	Fed Std 191 / 2% lost @ 1,000 cycles	20-110	ASTM F1677 / Dry: .60	
	Fed Std 193 / <1% lost @ 1,000 cycles	20-110	ASTM F1677 / Dry: .60	ASTM D575 / Deflection @ 35psi, mm = .337
	Fed Std 191 / 1% lost @ 1,000 cycles	20-110	ASTM F1677 / Dry: .60	ASTM D575 / Deflection @ 35psi, mm = .310
	Fed Std. 193 / 13% lost @ 1,000 cycles	20-110	ASTM F1677 / Dry: .60	ASTM D575 / Deflection @ 35psi, mm = .178
	Fed Std 191 Modified / 2% lost @ 1,000 cycles	0-110	ASTM F1677 / Dry: .94 / Wet: .72	ASTM D575 / Deflection @ 35psi, mm = .276
	Fed Std 191 Modified / 2% lost @ 1,000 cycles	20-110	ASTM F1677 / Dry: .60	ASTM D395-98 / 20%
	Fed Std 191 / 1% lost @ 1,000 cycles	>500 mp*	ASTM F1677 / Dry: .90 / Wet: .36	ASTM D575 / Deflection @ 35 psi, mm = 7.85
	Fed Std 191 Modified / 2% lost @ 1,000 cycles	0-100	ASTM F1677 / Dry: .94 / Wet: .72	ASTM D575 / Deflection @ 35psi, mm = .205
	Fed Std 191 Modified / 2% lost @ 1,000 cycles	0-110	ASTM F1677 / Dry: .94 / Wet: .72	ASTM D575 / .205 @ 35 psi
	Fed Std. 193 / 2% lost @ 1,000 cycles	10-120	ASTM F1677 / Dry: .90 / Wet: .36	
	Fed Std 191 / 2% lost @ 1,000 cycles		ASTM F1677 / Dry: .91	ASTM D575 / .23 inches @ 35 psi
	Fed Std 191 / 1% lost @ 1,000 cycles	10-110	ASTM F1677 / Dry: > .78 / Wet: .68	
	Fed Std 193 / <3% lost @ 1,000 cycles		ASTM F1677 / Dry: 1.03 / Wet: .81	
	Fed Std 193 / <3% lost @ 1,000 cycles		ASTM F1677 / Dry: 1.03 / Wet: .81	
	Fed Std 191 / 1% lost @ 1,000 cycles	10-110	ASTM F1677 / Dry: .78 / Wet: .68	ASTM D575 / Deflection @ 35psi, mm = 4.10
	Fed Std 191 / 1% lost @ 1,000 cycles	-50-250	ASTM F1677 / Dry: .78 / Wet: .68	
	Fed Std 191 / 1% lost @ 1,000 cycles	10-120	ASTM F1677 / Dry: > .90	
		10-250	ASTM F1677 / Dry: > .90 / Wet: .36	ASTM D575 / Deflection @ 35 psi, mm = 4.10
	Fed Std 191 / 1% lost @ 1,000 cycles		ASTM F1677 / Dry: 1.10 / Wet: 1.10	
	Fed Std 191 / 1% lost @ 1,000 cycles		ASTM F1677 / Dry: 1.10 / Wet: 1.10	
		-20-250	ASTM F1677 / Dry: .78 / Wet: .68	
	Fed Std 191 / 1000g, CS-17 wheel	0-110	ASTM F1677 / Dry: .79	ASTM D575 / Deflection @ 35 psi, mm = .237
	Fed Std 191 / 1000g, CS-17 wheel	0-110	ASTM F1677 / Dry: .68 / Wet: .17	ASTM D575 / Deflection @ 35 psi, mm = .315
	Fed Std 191 / 1000g, CS-17 wheel	0-110	ASTM F1677 / Dry: .79	
	Fed Std 191 / 1000g, CS-17 wheel	-10-120	ASTM F1677 / Dry: .68 / Wet: .17	ASTM D395-98 / 20%
	Fed Std 191 / 1% lost @ 1,000 cycles	-50-250	ASTM F1677 / Dry: .75 / Wet: .28	ASTM D 395 / 30 minutes 5.67 / 24 hours 1.42
	Fed Std 191 / 1% lost @ 1,000 cycles	-50-250	ASTM F1677 / Dry: .75 / Wet: .28	ASTM D 395 / 30 minutes 5.67 / 24 hours 1.42
	Fed Std 191 / 1% lost @ 1,000 cycles	-50-250	ASTM F1677 / Dry: .75 / Wet: .28	ASTM D 395 / 30 minutes 5.67 / 24 hours 1.42

Index & Product Specifications

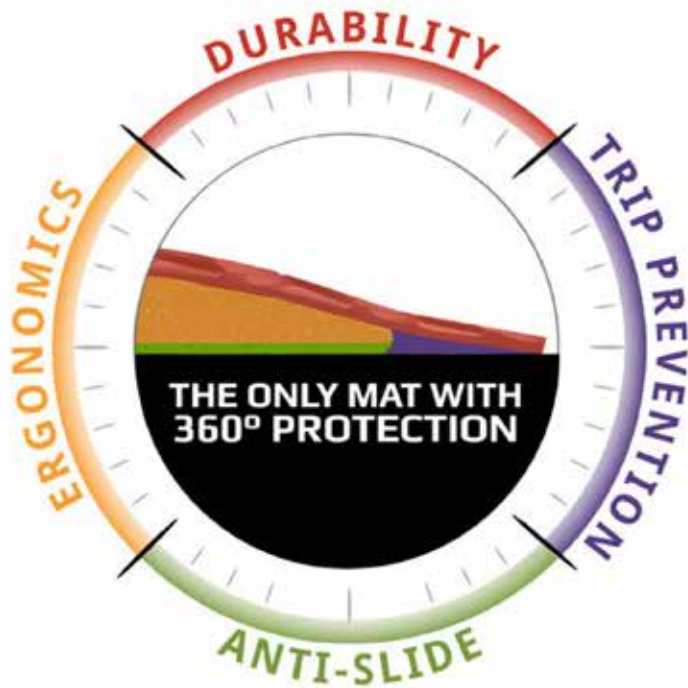
Group Code	Product Name	Page	Recycled Content	Flammability
518	Comfort2Go™	97	>50%	MVSS 302 / "A" Rating
540	F.I.T.™ Open	33	>80%	MVSS 302 / "A" Rating
541	F.I.T.™ Solid	33	>80%	MVSS 302 / "A" Rating
544	F.I.T.™ Kits	54	>80%	MVSS 302 / "A" Rating
546	F.I.T.™ Emergency Shower and Eyewash	55	>80%	MVSS 302 / "A" Rating
548	F.I.T.™ Comfort Deck	32	>80%	MVSS 302 / "A" Rating
552	ErgoDeck® w/Integrated No-Slip Cleats Solid	52	>80%	MVSS 302 / "A" Rating
553	ErgoDeck® w/Integrated No-Slip Cleats Open	52	>80%	MVSS 302 / "A" Rating
553	ErgoDeck® No-Slip Kit	52	>80%	MVSS 302 / "A" Rating
556	ErgoDeck® Comfort Solid	53	>80%	MVSS 302 / "A" Rating
556	ErgoDeck® Comfort Kit	53	>80%	MVSS 302 / "A" Rating
557	ErgoDeck® ESD	30	>80%	MVSS 302 / "A" Rating
560	ErgoDeck® HD Open	26	>80%	MVSS 302 / "A" Rating
561	ErgoDeck® HD Open w/GRITSHIELD™	26	>80%	MVSS 302 / "A" Rating
562	ErgoDeck® HD Solid	26	>80%	MVSS 302 / "A" Rating
563	ErgoDeck® HD Solid w/GRITSHIELD™	26	>80%	MVSS 302 / "A" Rating
564	ErgoDeck® GP Open	28	>80%	MVSS 302 / "A" Rating
565	ErgoDeck® GP Open w/GRITSHIELD™	28	>80%	MVSS 302 / "A" Rating
566	ErgoDeck® GP Solid	28	>80%	MVSS 302 / "A" Rating
567	ErgoDeck® GP Solid w/GRITSHIELD™	28	>80%	MVSS 302 / "A" Rating
568	ErgoDeck® GP Smooth	28	>80%	MVSS 302 / "A" Rating
569	ErgoDeck® HD Smooth	28	>80%	MVSS 302 / "A" Rating
590	ErgoDeck® Diamond Plate -GP	28	>80%	MVSS 302 / "A" Rating
598	ErgoDeck® MAX Geometric Surface Design	24	>30%	MVSS 302 / "A" Rating
599	ErgoDeck® MAX Diamond Plate Surface Design	24	>30%	MVSS 302 / "A" Rating
600	ErgoDeck® MAX Smooth Surface Design	24		MVSS 302 / "A" Rating
570-CFR	24/Seven® Solid CFR	51	>50%	MVSS 302 / "A" Rating
570-GR	24/Seven® Solid GR	50	>50%	MVSS 302 / "A" Rating
570-NBR	24/Seven® Solid NBR	50	>50%	MVSS 302 / "A" Rating
572-CFR	24/Seven® CFR	51	>50%	MVSS 302 / "A" Rating
572-GR	24/Seven® GR	50	>50%	MVSS 302 / "A" Rating
572-NBR	24/Seven® NBR	50	>50%	MVSS 302 / "A" Rating
580	Autoclavable Mat	89	<10%	MVSS 302 / "A" Rating
701	Diamond-Plate Switchboard Matting	72	<10%	MVSS 302 / "A" Rating
702	Corrugated Switchboard Matting	72	<10%	MVSS 302 / "A" Rating
710-MAT	Marbleized Military Switchboard Matting	73	<10%	Passes Mil, 15562-G and FMVSS 302
710-THR	Welding Thread	73	<10%	Not Available
711	Smooth Military Switchboard Matting	73	<10%	MVSS 302 / "A" Rating
712	Diamond-Plate Military Switchboard	73	<10%	MVSS 302 / "A" Rating
720	Double Duty Switchboard Corrugated Mat	72	<10%	MVSS 302 / "A" Rating
770	24/Seven® LockSafe® ESD	77		MVSS 302 / "A" Rating
785-DP	Electrically Conductive, Diamond-Plate	78	<10%	MVSS 302 / "A" Rating
785-SM	Electrically Conductive, Smooth	78	<10%	MVSS 302 / "A" Rating
786-DP	UltraSoft Electrically Conductive Diamond-Plate	78	<10%	MVSS 302 / "A" Rating
786-SM	UltraSoft Electrically Conductive, Smooth	78	<10%	MVSS 302 / "A" Rating
791	Static Dissipative Anti-Fatigue	78	<10%	MVSS 302 / "A" Rating
793-Surface	ESD Work Surface Material	79	<10%	Not Available
814	Nitricell® Diamond-Plate SpongeCote® with WOW!	36	>50%	MVSS 302 / "A" Rating
815	Nitricell® Diamond-Plate SpongeCote® with WOW!	36	>50%	MVSS 302 / "A" Rating
819	Nitricell® Tile-Top SpongeCote® with WOW!	84	<10%	MVSS 302 / "A" Rating
820	Nitricell® Tile-Top SpongeCote® with WOW!	84	<10%	MVSS 302 / "A" Rating

Tabor Abrasion		Temp Range (°F)	Coefficient of Friction	Compression Deflection
	Fed Std 191 / 1000g, CS-17 wheel	10-110	ASTM F1677 / Dry: .68 / Wet: .17	ASTM D395-98 / 20%
	ASTM D 3884 / 1% loss	10-110	ASTM F1677 / Dry: .81 / Wet: .49	
	ASTM D 3884 / 1% loss	10-110	ASTM F1677 / Dry: .81 / Wet: .49	
	ASTM D 3884 / 1% loss	10-110	ASTM F1677 / Dry: .81 / Wet: .49	
	ASTM D 3884 / 1% loss	10-110	ASTM F1677 / Dry: .81 / Wet: .49	
	ASTM D 3884 / 1% loss	10-110	Not Available	Not Available
	ASTM D 3884 / <1% loss	10-110	ASTM F1677 / Dry: 1.10 / Wet: 1.10	ASTM D575-91 / 8.03%
	ASTM D 3884 / <1% loss	10-110	ASTM F1677 / Dry: 1.10 / Wet: 1.10	ASTM D575-91 / 10.00%
	ASTM D 3884 / <1% loss	10-110	ASTM F1677 / Dry: 1.10 / Wet: 1.10	ASTM D575-91 / 10.00%
	ASTM D 3884 / <1% loss	0-120	ASTM F1677 / Dry: .65 / Wet: .42	ASTM D575-91 / 19.98%
	ASTM D 3884 / <1% loss	0-120	ASTM F1677 / Dry: .65 / Wet: .42	ASTM D575-91 / 19.98%
	ASTM D 3884 / <1% loss	0-120	ASTM F1677 / Dry: .65 / Wet: .42	ASTM D575-91 / 19.85%
	ASTM D 3884 / <1% loss	0-120	ASTM F1677 / Dry: .65 / Wet: .42	ASTM D575-91 / 4.84%
	ASTM D 3884 / 1% loss	0-120	ASTM F1677-05 / Dry: 1.1 / Wet: .93	
	ASTM D 3884 / 1% loss	0-120	ASTM F1677 / Dry: .65 / Wet: .42	ASTM D575-91 / 4.84%
	ASTM D 3884 / 1% loss	0-120	ASTM F1677-05 / Dry: 1.1 / Wet: .93	
	ASTM D 3884 / 1% loss	0-120	ASTM F1677 / Dry: .65 / Wet: .42	ASTM D575-91 / 14.15%
	ASTM D 3884 / 1% loss	0-120	ASTM F1677-05 / Dry: 1.1 / Wet: .93	
	ASTM D 3884 / 1% loss	0-120	ASTM F1677 / Dry: .65 / Wet: .42	ASTM D575-91 / 14.15%
	ASTM D 3884 / 1% loss	0-120	ASTM F1677-05 / Dry: 1.1 / Wet: .93	
	ASTM D 3884 / 1% loss	0-120	ASTM F1677 / Dry: COF = .65 / Wet: COF = .42	ASTM D575-91 / 14.15%
	ASTM D 3884 / 1% loss	0-120	ASTM F1677 / Dry: COF = 1.1 / Wet: COF = .93	ASTM D575-91 / 4.84%
	ASTM D 3884 / 1% loss	0-120	ASTM F1677 / Dry: .65 / Wet: .42	Not Available
	ASTM D 3884 / 1% loss	0-120	ASTM F1677 / Dry: .68	
	ASTM D 3884 / 1% loss	0-120	ASTM F1677 / Dry: .68	
	Fed Std 191 Modified / 1% loss	10-110	ASTM F1677 / Dry: .78 / Wet: .68	
	Fed Std 191 Modified / 1% loss	10-110	ASTM F1677 / Dry: .78 / Wet: .68	
	Fed Std 191 Modified / 1% loss	10-110	ASTM F1677 / Dry: .78 / Wet: .68	
	Fed Std 191 Modified / 1% loss	10-140	ASTM F1677 / Dry: .90 / Wet 020	
	Fed Std 191 Modified / 1% loss	10-140	ASTM F1677 / Dry: .90 / Wet 020	
	Fed Std 191 Modified / 1% loss	10-140	ASTM F1677 / Dry: .90 / Wet 020	
	Fed Std 191 Modified / 1% loss		ASTM F1677 / Dry: .78 / Wet: .68	
	Fed Std 191 / 1% lost @ 1,000 cycles		ASTM F1677 / Dry: COF .68 / Wet: COF .17	
	Fed Std 191 / 1% lost @ 1,000 cycles		ASTM F1677 / Dry: .91	
	Not Available		ASTM F1677 / Dry: COF .79	
		-20-160	Not Available	
		-20-160	ASTM F1677 / Dry: COF .79	
	Fed Std 191 / 4% lost @ 1,000 cycles	-20-160	ASTM F1677 / Dry: COF .68 / Wet: COF .17	
	Fed Std 191 / 1% lost @ 1,000 cycles		ASTM F1677 / Dry: COF .91	
	Fed Std 191 / 1% lost @ 1,000 cycles	-10-130	ASTM F1677 / Dry: .68 / Wet: .17	
	Fed Std 191 / 1% lost @ 1,000 cycles	-10-130	ASTM F1677 / Dry: .68 / Wet: .17	
	Fed Std 191 / 1% lost @ 1,000 cycles	-10-130	ASTM F1677 / Dry: .90	ASTM D575 / Deflection @ 35 psi, mm = 8.43
	Fed Std 191 / 1% lost @ 1,000 cycles	-10-130	ASTM F1677 / Dry: .90	ASTM D575 / Deflection @ 35 psi, mm = 8.43
	Fed Std 191 / 1% lost @ 1,000 cycles	0-110	ASTM F1677 / Dry: .62 / Wet: .17	ASTM D575 / Deflection @ 35 psi, mm = .343
	Fed Std 191 / 1% lost @ 1,000 cycles	-10-120	ASTM F1677 / Dry: .68 / Wet: .17	ASTM D575 / Deflection @ 35psi, mm = 13.20
	Fed Std 191 / 1% lost @ 1,000 cycles	-10-120	ASTM F1677 / Dry: .68 / Wet: .17	ASTM D575 / Deflection @ 35psi, mm = 8.43
	Fed Std 191 / 1,000g, CS-17 wheel	0-110	ASTM F1677 / Dry: .78	ASTM D575 / Deflection @ 35psi, mm = .472
	Fed Std 193 / <1% lost @ 1,000 cycles	0-110	ASTM F1677 / Dry: .78	ASTM D575 / Deflection @ 35psi, mm = .343

WE'RE MATTING & SO MUCH MORE!

STOP CREEPY MATS!


WOW! FINISH KEEPS YOUR MATS IN PLACE TO PREVENT MATS FROM CREEPING



DIAMOND PLATE SURFACE
Durable top layer provides traction and abrasion resistance, increasing the overall life of the mat.

NITRICELL® PREMIUM SPONGE CORE
The nitrile rubber composite sponge offers maximum comfort and resilience. The result is improved circulation and reduced muscle aches, varicose veins and swollen feet.

WOW! FINISH
Our latest innovation keeps mats from slipping and sliding around on the floor BUT allows them to be relocated as needed.*



Pneumatics, hydraulics and electricity are the powers that drive your business. Inside or out, hold the line with the **POWERHOUSE Cable Protection System**.

POWERHOUSE
by WEARWELL™

PROTECT ALL OF YOUR CABLES AND HOSES.

Pneumatics, hydraulics and electricity are the powers that drive your business. Inside or out, hold the line with the POWERHOUSE Cable Protection System.



**HEAVY DUTY
STRAIGHT CABLE PROTECTOR**



**MEDIUM DUTY
TURNING CABLE PROTECTOR**