


WEARWELL™ F.I.T.™ Kits

A simple, compact solution.


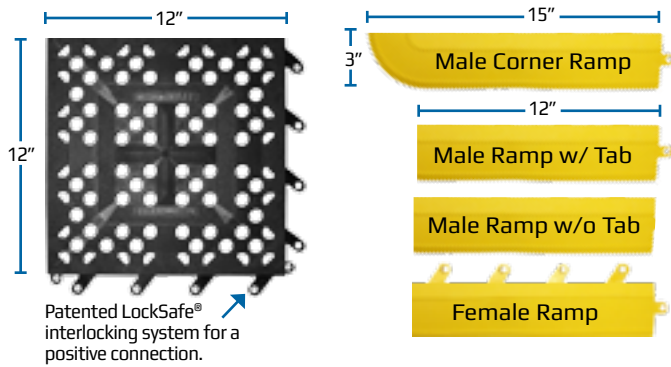
- Each kit contains all the components for a complete mat.
- No cutting or tools required!
- Assembled in 5 minutes or less.
- Compact size reduces shipping costs and makes on-site delivery easy.
- Simply snap together and zip apart for a larger size using additional tiles.
- Top surface and underside designed to allow rapid drainage of fluids.
- Lightweight design and secure connections make removal for cleaning and maintenance easy.

Each F.I.T.™ Tile has 16 secure connections:

- Four (4) female connectors on two adjacent sides
- Four (4) hidden male connectors on two adjacent sides

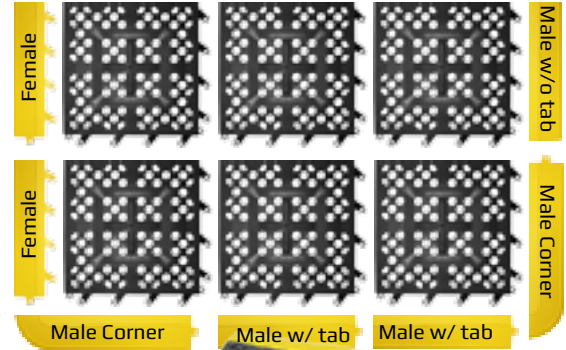


Angled surface facilitates drainage.




Example:
A boxed kit for a 27" x 42" mat contains:

- 6 tiles
- 2 Male Corner Ramps
- 2 Male Ramp w/ Tab
- 1 Male Ramps w/o Tab
- 2 Female Ramps



544.58x27x42BYL



Choose GRIT SHIELD™ for 40% more traction!



F.I.T.™ has a Positive Lock design which allows the system to stay together seamlessly and be rolled up for maintenance or relocation.

Black Tiles for General Applications

PART INFORMATION			TILES		RAMPS			
Part No.	Size	Grit Shield	12" x 12"	Male Corner	Male w/ Tab	Male w/o Tab	Female	
544.58x27x30BYL	27" x 30"	N	4	2	1	1	2	
544.58x27x42BYL	27" x 42"	N	6	2	1	2	2	
544.58x27x54BYL	27" x 54"	N	8	2	3	1	2	
544.58x27x66BYL	27" x 66"	N	10	2	4	1	2	
544.58x27x90BYL	27" x 90"	N	14	2	6	1	2	
544.58x39x66BYL	39" x 66"	N	15	2	5	1	3	
545.58x27x30BYL	27" x 30"	Y	4	2	1	1	2	
545.58x27x42BYL	27" x 42"	Y	6	2	1	2	2	
545.58x27x54BYL	27" x 54"	Y	8	2	3	1	2	
545.58x27x66BYL	27" x 66"	Y	10	2	4	1	2	
545.58x27x90BYL	27" x 90"	Y	14	2	6	1	2	
545.58x39x66BYL	39" x 66"	Y	15	2	5	1	3	

Color Tiles for Emergency Situations

- Created for high visibility per ANSI recommendations.
- Elevates user above hazardous overflow
- Designates area and encourages unencumbered access
- Conforms to ANSI Z535.1-1998 Standard

PART INFORMATION			TILES		RAMPS			
Part No.	Size	Color	12" x 12"	Male Corner	Male w/ Tab	Male w/o Tab	Female	
546.58x27x30RDYL	27" x 30"	Red/Yellow	4	2	1	1	2	
546.58x27x30GNYL	27" x 30"	Green/Yellow	4	2	1	1	2	
546.58x27x42RDYL	27" x 42"	Red/Yellow	6	2	1	2	2	
546.58x27x42GNYL	27" x 42"	Green/Yellow	6	2	1	2	2	

